

19.07.2019

Evolution of monetary indicators in June 2019

In June 2019, the monetary base¹ increased by MDL 724.5 million (1.6%) compared to the previous month and constituted MDL 44,960.6 million, which constitutes 15.9% more than in June 2018.

Money supply M0² (currency in circulation) increased by MDL 731.6 million or by 3.3% compared to May 2019 and totalled MDL 23,159.8 million, which constitutes 24.4% more than in June 2018 (Chart 1).

Money supply M1³ increased by MDL 1,291.6 million or by 3.2% compared to May and totalled MDL 41,270.4 million, which constitutes 20.5% more than in the similar period of the previous year.

Money supply M2⁴ increased by MDL 1,269.1 million or by 2.1% compared to May and totalled MDL 60,640.6 million, which constitutes 12.0% more than in the same period of the previous year.

Money supply M3⁵ increased by MDL 434.3 million (0.5%), which constitutes 12.1% more than in June 2018.

Chart 1.

Broad Money evolution in May 2019 (compared to the previous month)

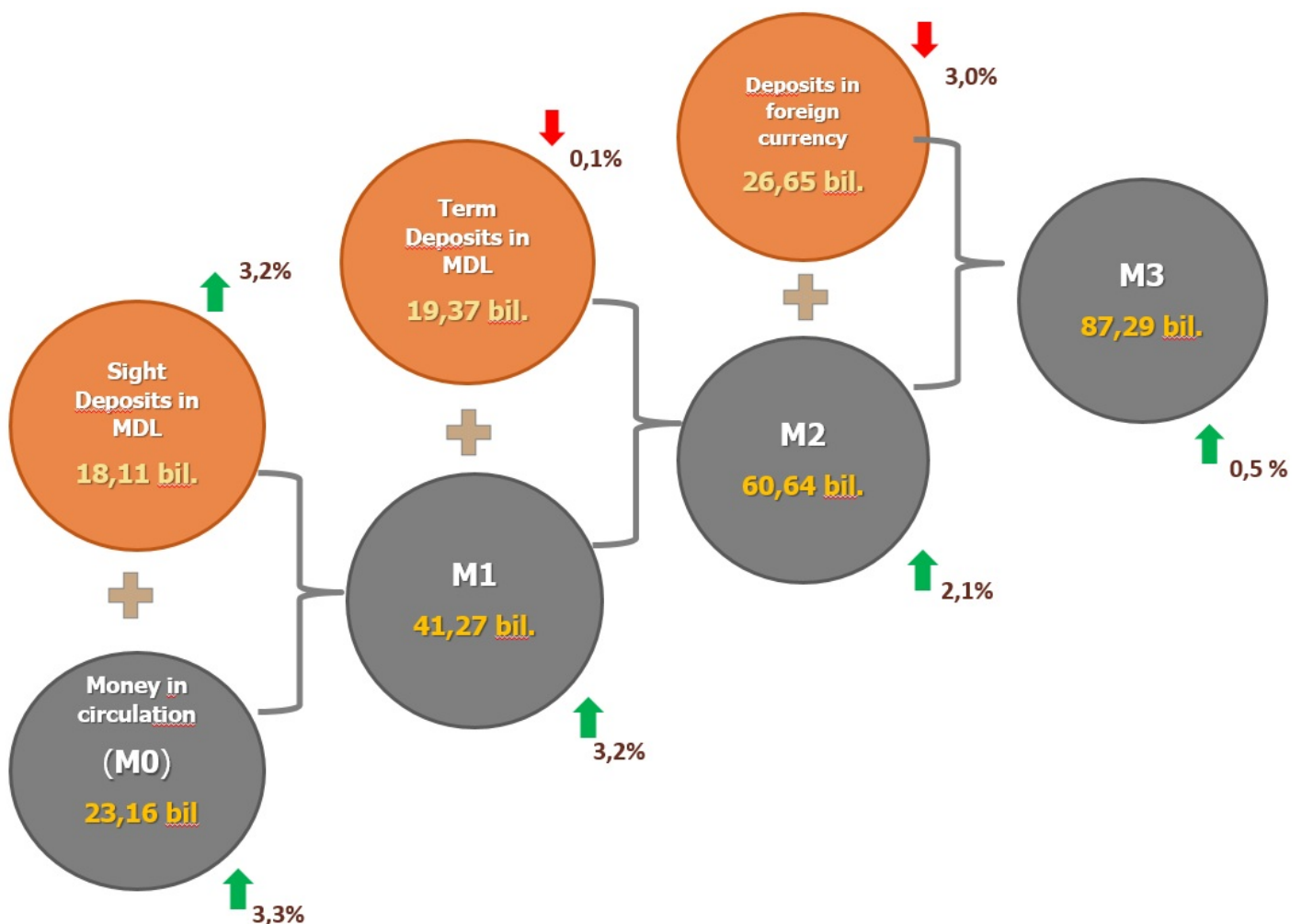
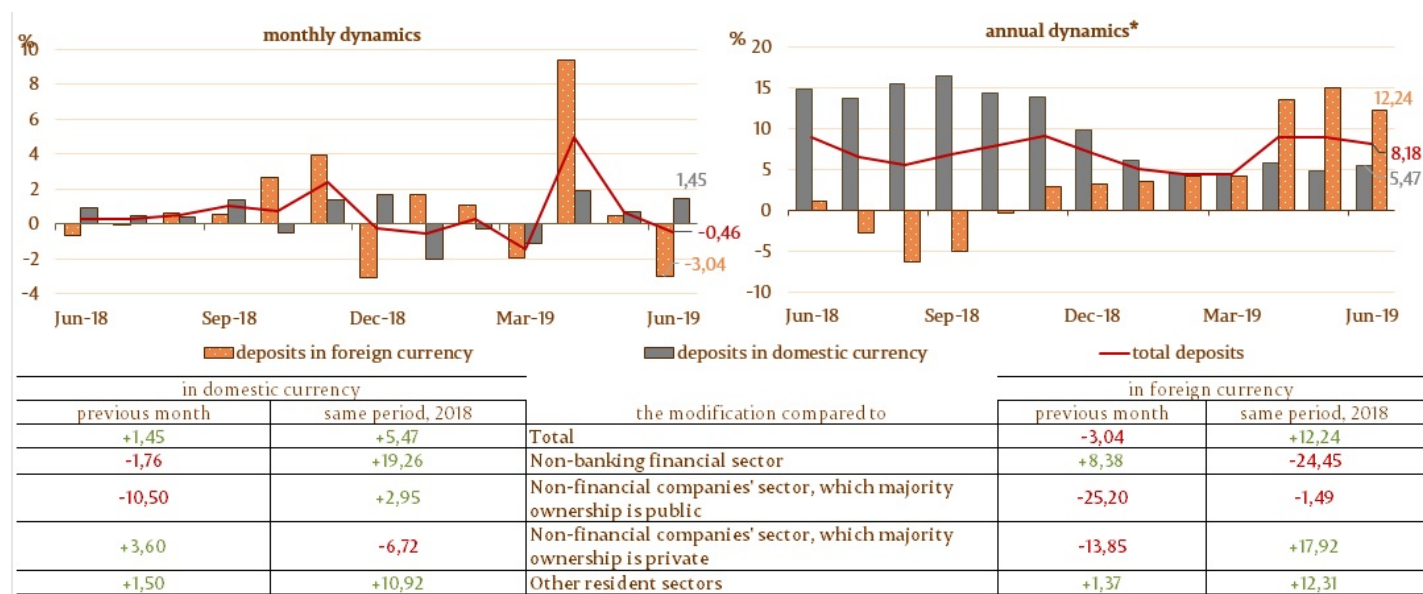


Chart 2.

Dynamics of deposits⁶, %

* modification as compared to the similar period of the previous year.

The balance of domestic currency deposits increased by MDL 537.5 million and constituted MDL 37,480.8 million, accounting for a share of 58.4% of the total deposit balance, whereas the foreign currency deposit balance (recalculated in MDL) increased by MDL 834.8 million and accounted for a total of MDL 26,652.9 million, which constitutes a share of 41.6% (Chart 2).

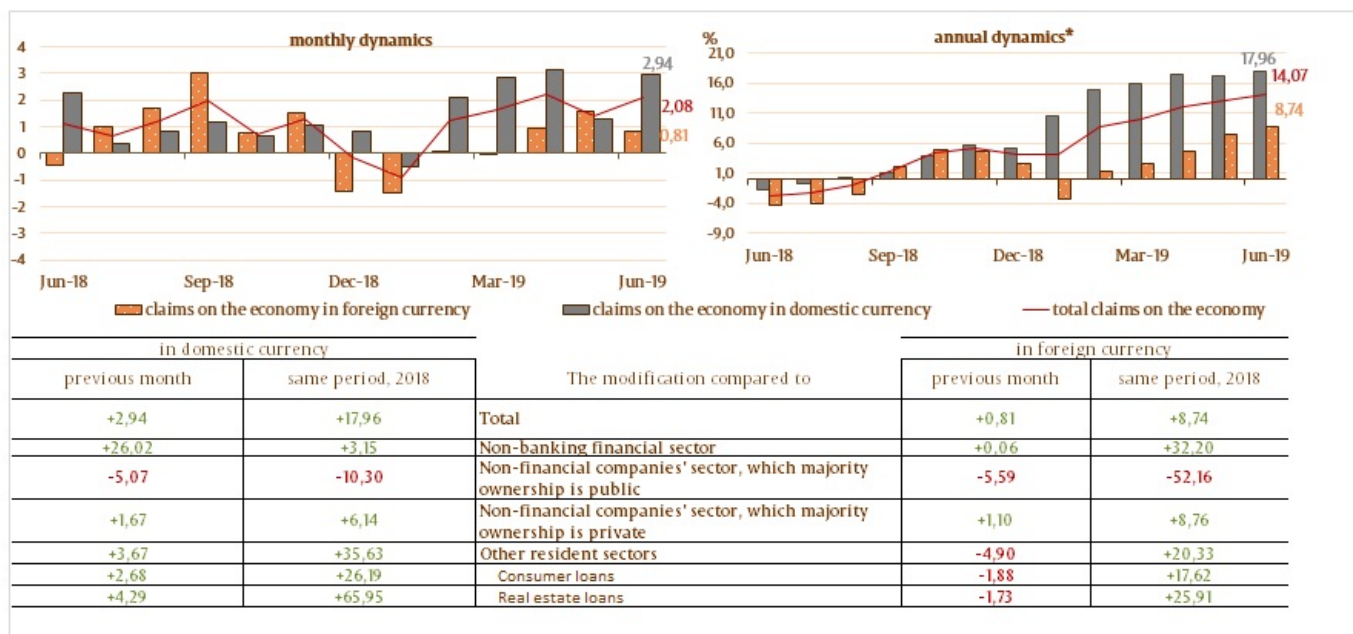
Balance of claims on the economy⁷ has increased in the reference month by MDL 870.9 (2.1%) as a result of the rise in the claims on economy for domestic currency by MDL 732.1 million (2.9%), whereas the foreign currency claims (recalculated in MDL) increased by MDL 138.8 million (0.8%) (Chart 3).

It should be mentioned that the claims on economy for foreign currency, expressed in US dollars, increased during the reference period by USD 9.8 million (1.0%).

The growth of the balance of claims on economy for domestic currency was determined by the rise in the balance of claims on the sector of non-financial commercial companies which majority ownership is private of MDL 185.5 million (1.7%), the balance of claims on the non-banking financial sector by MDL 146.8 million (26.0%) and the balance of claims on other resident sectors (including individuals) by MDL 448.8 million (3.7%), while the balance of claims on the sector of non-financial commercial companies which majority ownership is public decreased by MDL 49.0 million (5.1%).

Chart 3.

Dynamics of claims on economy



* modification as compared to the similar period of the precedent year.

The dynamics of the balance of claims on economy for foreign currency (expressed in MDL) was determined by the increase of the balance of claims on the sector of non-financial commercial companies which majority ownership is private by MDL 169.9 million (1.1%) and the balance of claims on the financial non-banking sector by MDL 0.6 million (0.1%). At the same time, the balance of claims on the sector of non-financial commercial companies which majority ownership is public and the balance of claims on resident sectors (including individuals) decreased by MDL 10.2 million (5.6%) and MDL 21.5 million (4.9%), respectively.

1. Broad monetary base includes money put in circulation by the National Bank of Moldova (except the till cash kept by the National Bank of Moldova), bank reserves in Moldovan currency (held in correspondent accounts at the National Bank of Moldova), compulsory currency reserves, overnight deposits of banks and sight deposits of other organizations placed at the National Bank of Moldova.
2. Money in circulation M0 represents circulating cash issued by the National Bank of Moldova, except for the till cash of banks and of the National Bank of Moldova .
3. Money supply M1 includes money in circulation (M0) and sight deposits of residents in domestic currency.
4. Money supply M2 includes monetary aggregate (M1), term deposits of residents in domestic currency and money market instruments.
5. Money supply M3 includes money supply M2 and foreign currency deposits of residents calculated in domestic currency.
6. The deposits are structured on institutional sectors, under the Guidelines on the completion by licensed banks of the Report on monetary statistics (Official Monitor of the Republic of Moldova no.206-215 of 2 December 2011). Other resident sectors include the sectors of households (individuals, individuals conducting business) and non-profit institutions serving households.
7. According to the IMF methodology, the credits of non-residents, interbank credits and the credits issued by the Government of the Republic of Moldova have been excluded from the total claims on economy (including the interest rate calculated for the credits of banks under liquidation).

See also

Tags

M0 ^[2]

M1 ^[3]

M2 ^[4]

M3 ^[5]

money supply ^[6]

monetary aggregates ^[7]

monetary indicators ^[8]

Source URL:

<http://www.bnm.md/en/content/evolution-monetary-indicators-june-2019>

Related links:

[1] <http://www.bnm.md/bdi/pages/reports/dpmc/DPMC3.xhtml?id=0&lang=en> [2] [http://www.bnm.md/en/search?hashtags\[0\]=M0](http://www.bnm.md/en/search?hashtags[0]=M0) [3] [http://www.bnm.md/en/search?hashtags\[0\]=M1](http://www.bnm.md/en/search?hashtags[0]=M1) [4] [http://www.bnm.md/en/search?hashtags\[0\]=M2](http://www.bnm.md/en/search?hashtags[0]=M2) [5] [http://www.bnm.md/en/search?hashtags\[0\]=M3](http://www.bnm.md/en/search?hashtags[0]=M3) [6] [http://www.bnm.md/en/search?hashtags\[0\]=money supply](http://www.bnm.md/en/search?hashtags[0]=money%20supply) [7] [http://www.bnm.md/en/search?hashtags\[0\]=monetary aggregates](http://www.bnm.md/en/search?hashtags[0]=monetary%20aggregates) [8] [http://www.bnm.md/en/search?hashtags\[0\]=monetary indicators](http://www.bnm.md/en/search?hashtags[0]=monetary%20indicators)