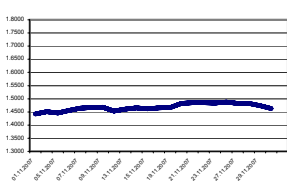
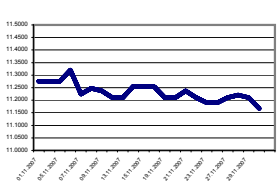
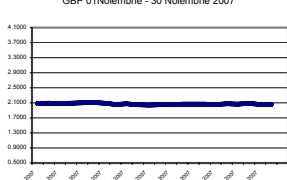
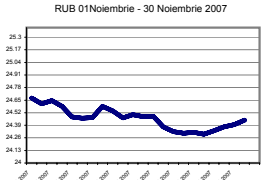
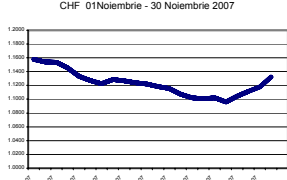
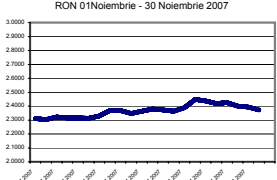
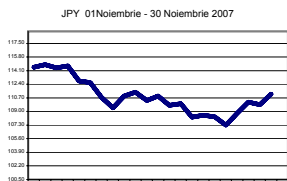
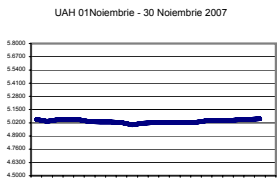
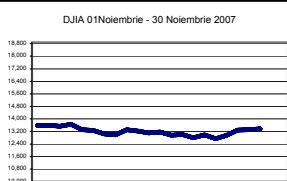
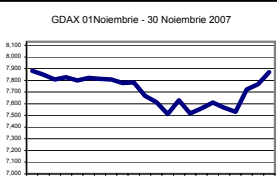
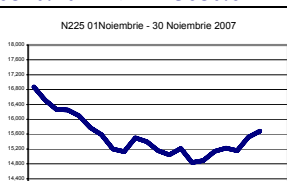
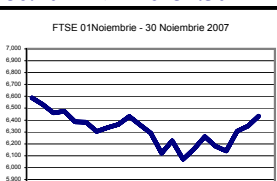


Piețele valutare-financiare internaționale pe parcursul lunii Noiembrie 2007

USD/EUR		1.4418 ↑ 1.4631	MDL/USD		11.2750 ↓ 11.1675
▲ 1.4773%		EUR 01 Noiembrie - 30 Noiembrie 2007		▼ -0.9534%	
Max. 1.4879 - 26.11.2007				Max. 11.3200 - 06.11.2007	
Min. 1.4418 - 01.11.2007				Min. 11.1675 - 30.11.2007	
USD/GBP		2.0792 ↓ 2.0571	RUB/USD		24.6719 ↓ 24.4420
▼ -1.0629%		GBP 01 Noiembrie - 30 Noiembrie 2007		▼ -0.9318%	
Max. 2.1076 - 08.11.2007				Max. 24.6719 - 01.11.2007	
Min. 2.0443 - 15.11.2007				Min. 24.2963 - 26.11.2007	
CHF/USD		1.1576 ↓ 1.1322	RON/USD		2.3112 ↑ 2.3728
▼ -2.1942%		CHF 01 Noiembrie - 30 Noiembrie 2007		▲ 2.6653%	
Max. 1.1576 - 01.11.2007				Max. 2.4476 - 22.11.2007	
Min. 1.0962 - 26.11.2007				Min. 2.3037 - 02.11.2007	
JPY/USD		114.53 ↓ 111.18	UAH/USD		5.0535 ↑ 5.0615
▼ -2.9250%		JPY 01 Noiembrie - 30 Noiembrie 2007		▲ 0.1583%	
Max. 114.84 - 02.11.2007				Max. 5.0615 - 30.11.2007	
Min. 107.30 - 26.11.2007				Min. 5.0010 - 14.11.2007	
Dow Jones*		13567.87 ↓ 13371.72	DAX*		7880.85 ↓ 7870.52
▼ -1.4457%		DJIA 01 Noiembrie - 30 Noiembrie 2007		▼ -0.1311%	
Max. 13660.94 - 06.11.2007				Max. 7880.85 - 01.11.2007	
Min. 12743.44 - 26.11.2007				Min. 7511.97 - 19.11.2007	
Nikkei*		16870.40 ↓ 15680.67	FTSE*		6586.10 ↓ 6432.50
▼ -7.0522%		NZ25 01 Noiembrie - 30 Noiembrie 2007		▼ -2.3322%	
Max. 16870.40 - 01.11.2007				Max. 6586.10 - 01.11.2007	
Min. 14837.66 - 21.11.2007				Min. 6070.90 - 21.11.2007	

Sursa: Reuters

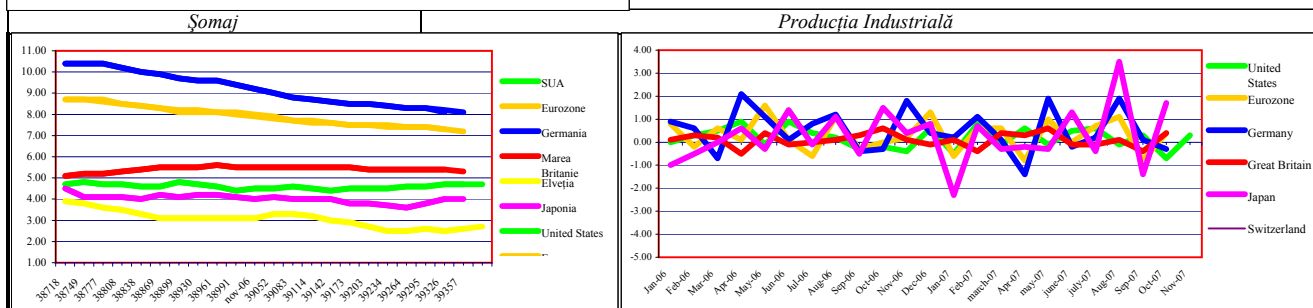
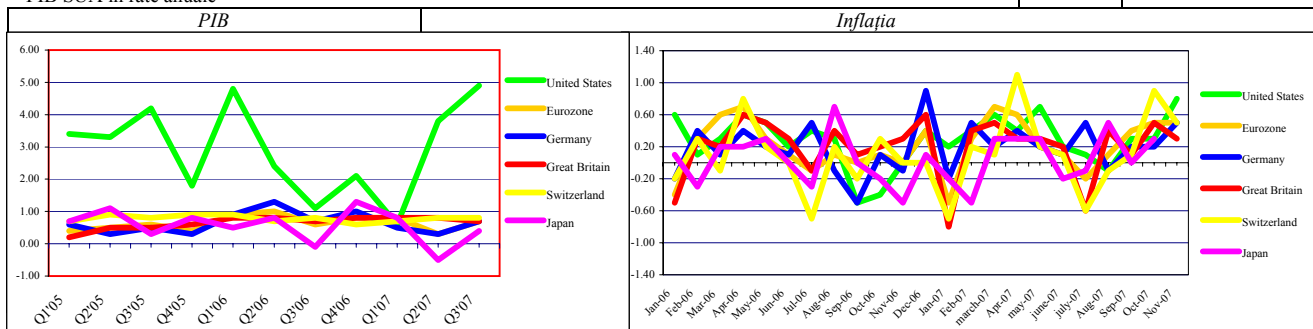
* Datele se indică conform valorilor zilnice de închidere.

Piețele valutare-financiare internaționale pe parcursul lunii Noiembrie 2007

Indicatori Economici

	PIB			Inflația			Șomaj			Producția industrială		
	Q1'07	Q2'07	Q3'07	Septembrie	Octombrie	Noiembrie	Septembrie	Octombrie	Noiembrie	Septembrie	Octombrie	Noiembrie
SUA*	0.6	3.8	4.9	0.3	0.3	0.8	4.7	4.7	4.7	0.3	-0.7	0.3
Eurozone	0.8	0.3	0.7	0.4	0.5	0.5	7.3	7.2	n/a	-0.8	0.4	n/a
Germania	0.5	0.3	0.7	0.2	0.2	0.5	8.2	8.1	n/a	0.1	-0.3	n/a
Marea Britanie	0.8	0.8	0.7	0.1	0.5	0.3	5.4	5.3	n/a	-0.4	0.4	n/a
Elvetia	0.7	0.8	0.8	0.1	0.9	0.5	2.5	2.6	2.7	-0.1	n/a	n/a
Japonia	0.8	-0.5	0.4	0.0	0.3	n/a	4.0	4.0	n/a	-1.4	1.7	n/a

* PIB SUA în rate anuale



Dinamica cursului valutar (Dolar SUA fata de principalele valute la sfarsitul lunii)

	Iunie'07	Iulie'07	August'07	Septembrie'07	Octombrie'07	Noiembrie'07
USD/EUR	1.3541	1.3672	1.3928	1.4271	1.4480	1.4631
USD/GBP	2.0092	2.0285	2.0151	2.0469	2.0813	2.0571
CHF/USD	1.2214	1.2009	1.2086	1.1641	1.1581	1.1322
JPY/USD	123.14	118.38	115.76	114.79	115.29	111.18

Indicii bursieri (valoarea la sfarsitul lunii)*

	Septembrie'07	Octombrie'07	Noiembrie'07	TREND	Modificarea	%
DAX	7861.51	8019.22	7870.52	↓	-148.70	-1.85
FTSE 100	6466.80	6721.60	6432.50	↓	-289.10	-4.30
Dow Jones	13895.63	13930.01	13371.72	↓	-558.29	-4.01
Nikkei 225	16205.44	16737.63	15680.67	↓	-1056.96	-6.31

Sursa: Bloomberg.

* Datele se indică conform valorilor zilnice de închidere.