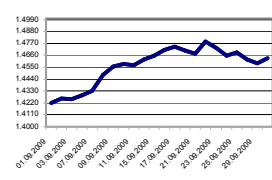
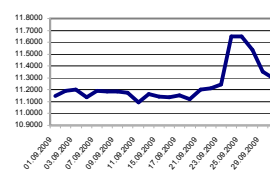
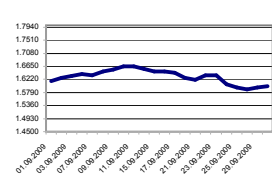
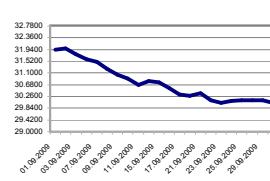
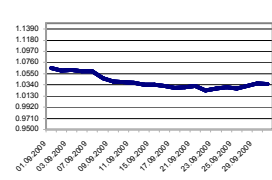
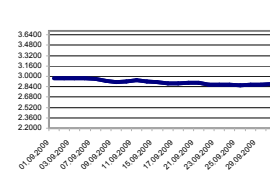
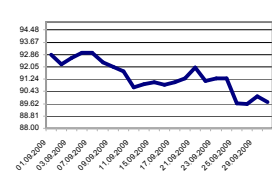
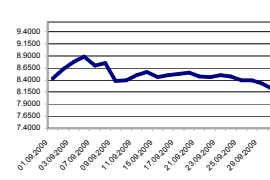
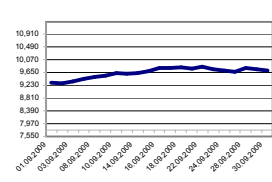
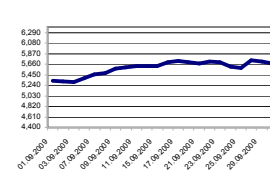
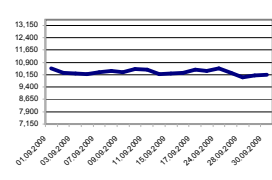
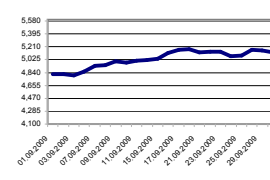


Piețele valutare-financiare internaționale pe parcursul lunii septembrie 2009

<p>EUR/USD 1.4219 ↑ 1.4635</p> <p>▲ 2.9257%</p> <p>Max. 1.4787 - 22.09.2009 Min. 1.4219 - 01.09.2009</p> 		<p>USD/MDL 11.1500 ↑ 11.3000</p> <p>▲ 1.3453%</p> <p>Max. 11.6500 - 24.09.2009 Min. 11.0965 - 11.09.2009</p> 	
<p>GBP/USD 1.6156 ↓ 1.6004</p> <p>▼ -0.9408%</p> <p>Max. 1.6661 - 11.09.2009 Min. 1.5885 - 28.09.2009</p> 		<p>USD/RUB 31.9210 ↓ 30.0236</p> <p>▼ -5.9440%</p> <p>Max. 31.9680 - 02.09.2009 Min. 30.0236 - 30.09.2009</p> 	
<p>USD/CHF 1.0656 ↓ 1.0358</p> <p>▼ -2.7966%</p> <p>Max. 1.0656 - 01.09.2009 Min. 1.0236 - 22.09.2009</p> 		<p>USD/RON 2.9709 ↓ 2.8829</p> <p>▼ -2.9621%</p> <p>Max. 2.9709 - 01.09.2009 Min. 2.8598 - 25.09.2009</p> 	
<p>USD/JPY 92.87 ↓ 89.75</p> <p>▼ -3.3595%</p> <p>Max. 92.99 - 04.09.2009 Min. 89.60 - 28.09.2009</p> 		<p>USD/UAH 8.4300 ↓ 8.2100</p> <p>▼ -2.6097%</p> <p>Max. 8.8800 - 04.09.2009 Min. 8.2100 - 30.09.2009</p> 	
<p>Dow Jones* 9310.60 ↑ 9712.28</p> <p>▲ 4.3142%</p> <p>Max. 9829.87 - 22.09.2009 Min. 9280.67 - 02.09.2009</p> 		<p>DAX* 5327.29 ↑ 5675.16</p> <p>▲ 6.5300%</p> <p>Max. 5736.31 - 28.09.2009 Min. 5301.42 - 03.09.2009</p> 	
<p>Nikkei* 10530.06 ↓ 10133.23</p> <p>▼ -3.7685%</p> <p>Max. 10544.22 - 24.09.2009 Min. 10009.52 - 28.09.2009</p> 		<p>FTSE* 4819.70 ↑ 5133.90</p> <p>▲ 6.5191%</p> <p>Max. 5172.89 - 18.09.2009 Min. 4796.75 - 03.09.2009</p> 	

Sursa: Reuters

* Datele se indică conform valorilor zilnice de închidere

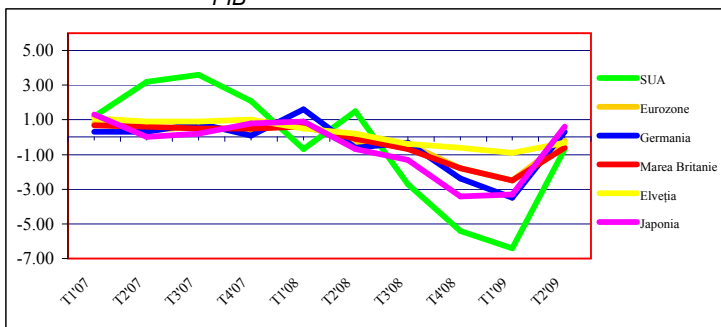
Piețele valutare-financiare internaționale pe parcursul lunii septembrie 2009

Indicatori Economici (%)												
	PIB (modificare)			Inflația (modificare)			Rata șomajului			Producția industrială (modificare)		
	Q4'08	Q1'09	Q2'09	Iulie	August	Septembrie	Iulie	August	Septembrie	Iulie	August	Septembrie
SUA*	-5.4	-6.4	-0.7	0.0	0.4	0.2	9.4	9.7	9.8	0.9	1.2	0.7
Eurozone	-1.8	-2.5	-0.2	-0.5	0.3	0.0	9.5	9.6	n/a	0.2	1.0	n/a
Germania	-2.4	-3.5	0.3	-0.1	0.3	-0.5	7.7	7.7	n/a	-1.1	1.7	n/a
Marea Britanic	-1.8	-2.5	-0.6	0.0	0.4	0.0	7.9	7.9	n/a	0.5	-2.5	n/a
Elveția**	-0.6	-0.9	-0.3	-0.7	0.1	0.0	3.7	3.8	3.9	n/a	n/a	n/a
Japonia	-3.4	-3.3	0.6	-0.3	0.3	n/a	5.7	5.5	n/a	2.1	1.6	n/a

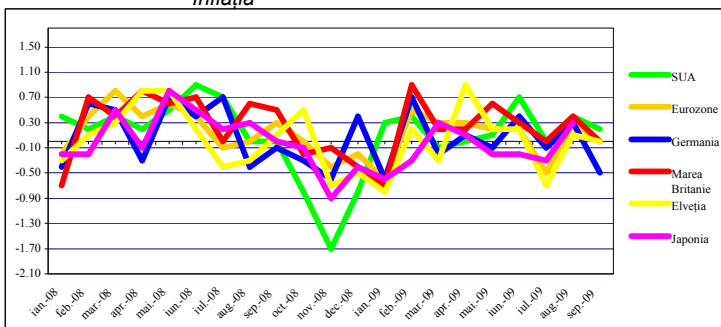
* PIB SUA în rate anuale

** Indicatorul lunar pentru Producția Industrială nu este disponibil

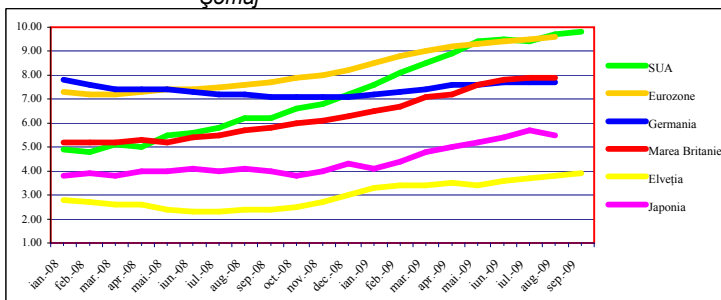
PIB



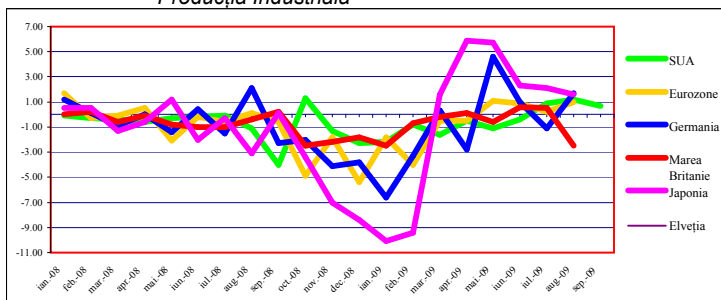
Inflația



Șomaj



Producția Industrială



Dinamica cursului valutar (Dolar SUA fata de principalele valute la sfarsitul lunii)

	Aprilie"2009	Mai"2009	Iunie"2009	Iulie"2009	August"2009	Septembrie"2009
EUR/USD	1.3226	1.4151	1.4033	1.4247	1.4329	1.4635
GBP/USD	1.4786	1.6182	1.6463	1.6718	1.6274	1.6004
USD/CHF	1.1407	1.0663	1.0855	1.0683	1.0588	1.0358
USD/JPY	98.56	95.29	96.31	94.66	93.01	89.75

Indicii bursieri (valoarea la sfarsitul lunii)'

	Iulie"2009	August"2009	Septembrie"2009	TREND	Modificarea	%
DAX	5332.14	5464.61	5675.16	↑	210.55	3.85
FTSE 100	4608.36	4908.90	5133.90	↑	225.00	4.58
Dow Jones	9171.61	9496.28	9712.28	↑	216.00	2.27
Nikkei 225	10356.83	10492.00	10133.23	↓	-358.77	-3.42

* Datele se indică conform valorilor zilnice de închidere.

Sursa: Bloomberg.