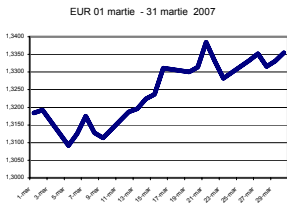
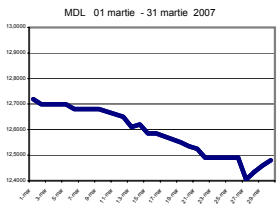
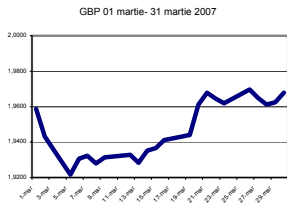
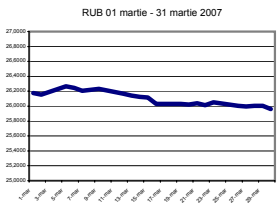
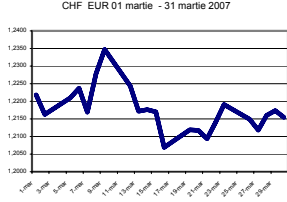
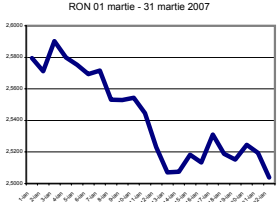
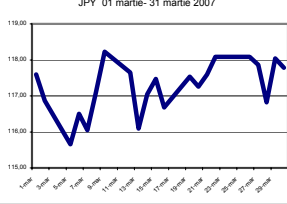
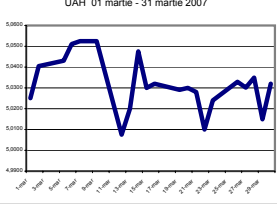
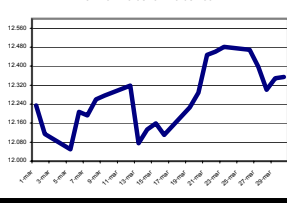
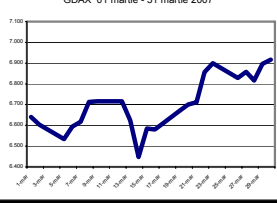
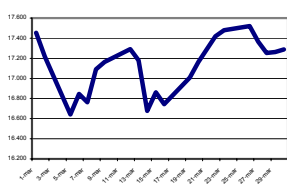
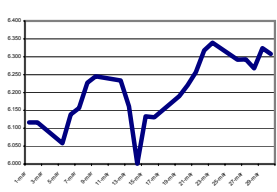


Piețele valutare-financiare internaționale pe parcursul lunii martie 2007

USD/EUR	1,3184 ↑ 1,3355	MDL/USD	12,7200 ↓ 12,4800
▲ 1,2970%		▼ -1,8868%	
Max. 1,3385 - 21.03.2007		Max. 12,7200 - 01.03.2007	
Min. 1,3092 - 05.03.2007		Min. 12,4050 - 27.03.2007	
USD/GBP	1,9586 ↑ 1,9679	RUB/USD	26,1740 ↓ 25,9630
▲ 0,4748%		▼ -0,8061%	
Max. 1,9696 - 26.03.2007		Max. 26,2681 - 05.03.2007	
Min. 1,9217 - 05.03.2007		Min. 25,9630 - 30.03.2007	
CHF/USD	1,2218 ↓ 1,2155	RON/USD	2,5796 ↓ 2,5039
▼ -0,5156%		▼ -2,9346%	
Max. 1,2347 - 09.03.2007		Max. 2,5903 - 05.03.2007	
Min. 1,2069 - 16.03.2007		Min. 2,5039 - 30.03.2007	
JPY/USD	117,60 ↑ 117,78	UAH/USD	5,0250 ↑ 5,0320
▲ 0,1531%		▲ 0,1393%	
Max. 118,23 - 09.03.2007		Max. 5,0525 - 07.03.2007	
Min. 115,66 - 05.03.2007		Min. 5,0075 - 12.03.2007	
Dow Jones*	12234,34 ↑ 12354,35	DAX*	6640,24 ↑ 6917,03
▲ 0,9809%		▲ 4,1684%	
Max. 12481,01 - 23.03.2007		Max. 6917,03 - 26.03.2007	
Min. 12050,41 - 05.03.2007		Min. 6447,70 - 28.03.2007	
Nikkei*	17453,51 ↓ 17287,65	FTSE*	6116,00 ↑ 6308,00
▼ -0,9503%		▲ 3,1393%	
Max. 17521,96 - 26.03.2007		Max. 6339,40 - 23.03.2007	
Min. 16642,25 - 05.03.2007		Min. 6000,70 - 28.03.2007	

Sursa: Reuters

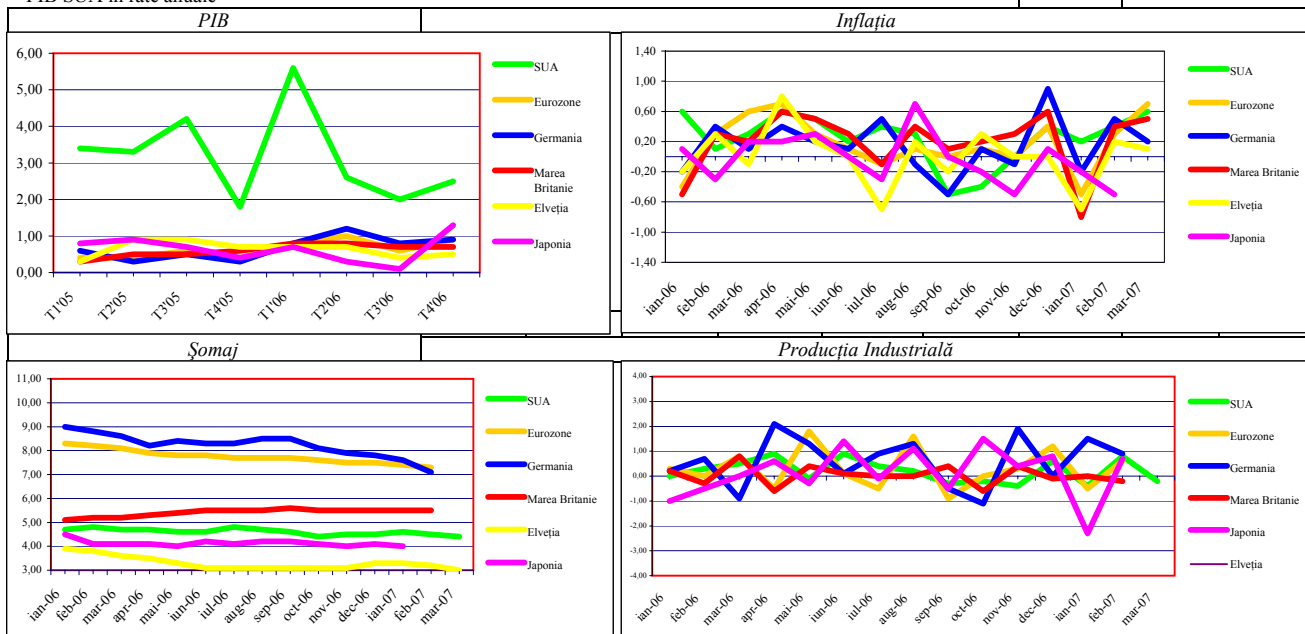
* Datele se indică conform valorilor zilnice de închidere.

Piețele valutare-financiare internaționale pe parcursul lunii februarie 2007

Indicatori Economici

	PIB			Inflația			Șomaj			Producția industrială		
	Q2'06	Q3'06	Q4'06	ianuarie	februarie	martie	ianuarie	februarie	martie	ianuarie	februarie	martie
SUA*	2,6	2,0	2,5	0,2	0,4	0,6	4,6	4,5	4,4	-0,4	0,8	-0,2
Eurozone	1,0	0,6	0,9	-0,5	0,3	0,7	7,4	7,3	n/a	-0,5	0,6	n/a
Germania	1,2	0,8	0,9	-0,2	0,5	0,2	7,6	7,1	n/a	1,5	0,9	n/a
Marea Britanie	0,8	0,7	0,7	-0,8	0,4	0,5	5,5	5,5	n/a	0,0	-0,2	n/a
Elveția	0,7	0,4	0,5	-0,7	0,2	0,1	3,3	3,2	3,0	n/a	n/a	n/a
Japonia	0,3	0,1	1,3	-0,2	-0,5	n/a	4,0	n/a	n/a	-2,3	0,7	n/a

* PIB SUA în rate anuale



Dinamica cursului valutar (Dolar SUA fata de principalele valute la sfarsitul lunii)

	Octombrie'06	Noiembrie'06	Decembrie'06	Ianuarie'07	Februarie'07	Martie'07
USD/EUR	1,2671	1,3240	1,3196	1,3033	1,3233	1,3355
USD/GBP	1,9074	1,9651	1,9588	1,9637	1,9638	1,9679
CHF/USD	1,2438	1,1988	1,2184	1,2436	1,2186	1,2155
JPY/USD	116,94	115,78	119,01	120,65	118,44	117,78

Indicii bursieri (valoarea la sfarsitul lunii)*

	Ianuarie'07	Februarie'07	Martie'07	TREND	Modificare	%
DAX	6789,11	6715,44	6917,03	↑	201,59	3,00
FTSE 100	6203,10	6171,50	6308,00	↑	136,50	2,21
Dow Jones	12621,69	12268,63	12354,35	↑	85,72	0,70
Nikkei 225	17383,42	17604,12	17287,65	↓	-316,47	-1,80

Sursa: Bloomberg.

* Datele se indică conform valorilor zilnice de închidere.