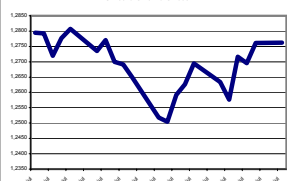
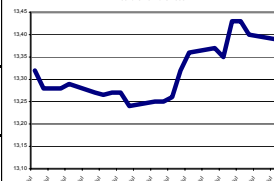
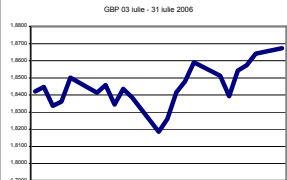

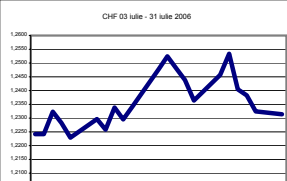
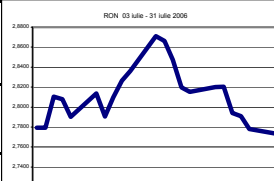
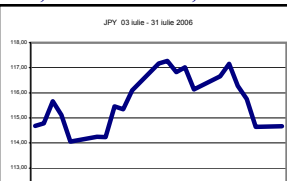
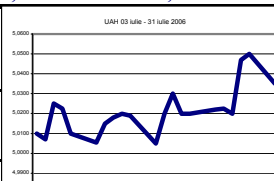
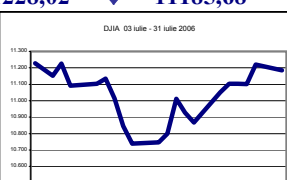

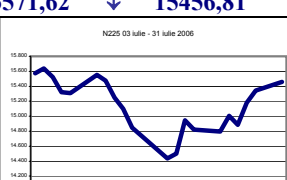
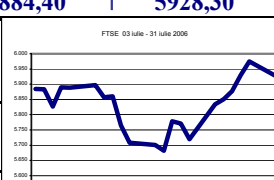


## Piețele valutare-financiare internaționale pe parcursul lunii iulie 2006

<b>USD/EUR</b> 1,2795   ↓   1,2762		<b>MDL/USD</b> 13,3200   ↑   13,3900	
▼ <b>-0,2579%</b>		▲ <b>0,5255%</b>	
Max.    1,2807 - 07.07.2006		Max.    13,4300 - 26.07.2006	
Min.    1,2505 - 18.07.2006		Min.    13,2400 - 14.07.2006	
<b>USD/GBP</b> 1,8421   ↑   1,8673		<b>RUB/USD</b> 26,8520   ↓   26,7970	
▲ <b>1,3680%</b>		▼ <b>-0,2048%</b>	
Max.    1,8673 - 31.07.2006		Max.    27,0500 - 18.07.2006	
Min.    1,8186 - 17.07.2006		Min.    26,7970 - 31.07.2006	
<b>CHF/USD</b> 1,2242   ↑   1,2314		<b>RON/USD</b> 2,7792   ↓   2,7737	
▲ <b>0,5881%</b>		▼ <b>-0,1979%</b>	
Max.    1,2534 - 25.07.2006		Max.    2,8709 - 17.07.2006	
Min.    1,2229 - 07.07.2006		Min.    2,7737 - 31.07.2006	
<b>JPY/USD</b> 114,68   ↓   114,67		<b>UAH/USD</b> 5,0100   ↑   5,0350	
▼ <b>-0,0087%</b>		▲ <b>0,4990%</b>	
Max.    117,27 - 18.07.2006		Max.    5,0500 - 28.07.2006	
Min.    114,05 - 07.07.2006		Min.    5,0050 - 17.07.2006	
<b>Dow Jones*</b> 11228,02   ↓   11185,68		<b>DAX*</b> 5712,69   ↓   5681,97	
▼ <b>-0,3771%</b>		▼ <b>-0,5378%</b>	
Max.    11228,02 - 03.07.2006		Max.    5729,01 - 04.07.2006	
Min.    10739,35 - 14.07.2006		Min.    5396,85 - 18.07.2006	
<b>Nikkei*</b> 15571,62   ↓   15456,81		<b>FTSE*</b> 5884,40   ↑   5928,30	
▼ <b>-0,7373%</b>		▲ <b>0,7460%</b>	
Max.    15638,50 - 04.07.2006		Max.    5974,90 - 28.07.2006	
Min.    14437,24 - 18.07.2006		Min.    5681,70 - 18.07.2006	

Sursa: Reuters

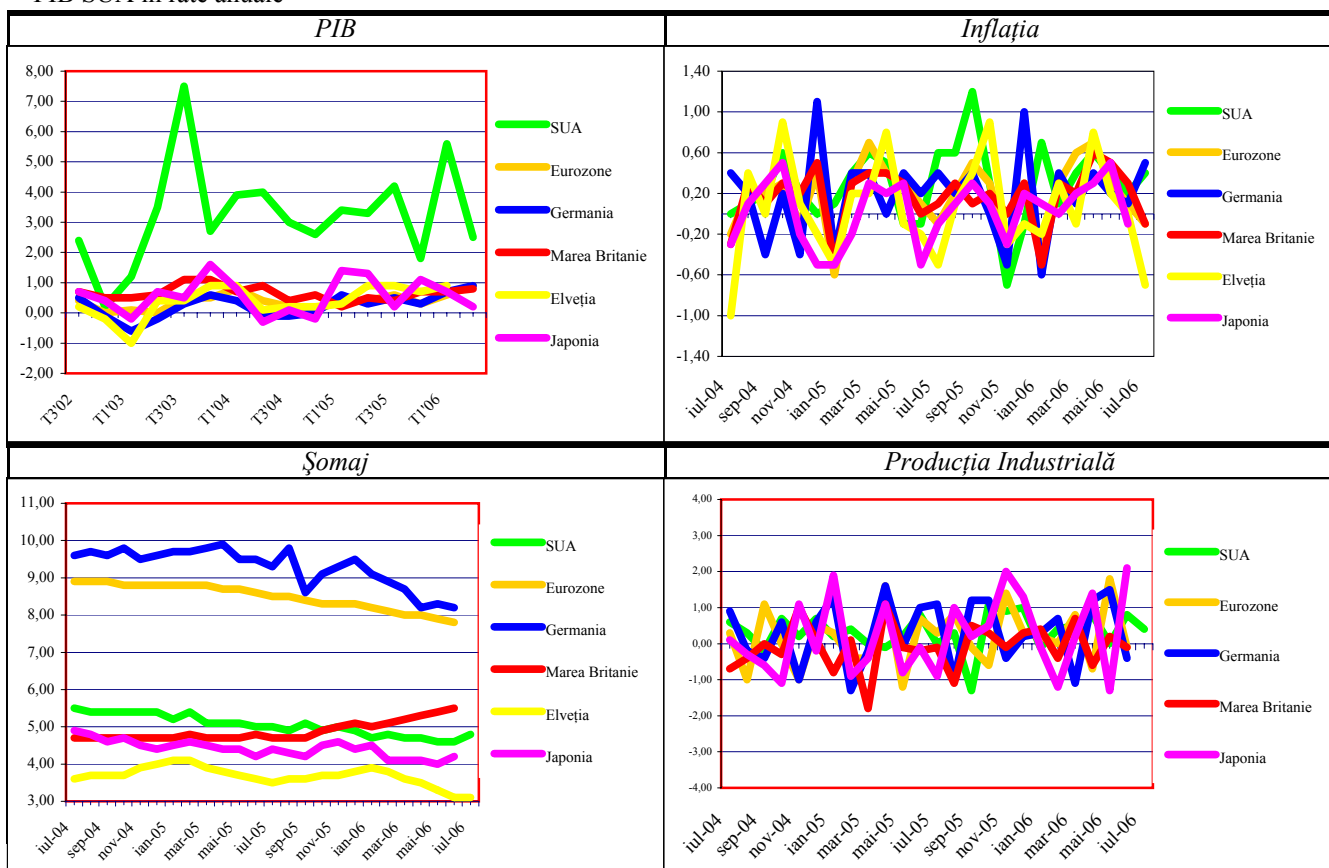
\* Datele se indică conform valorilor zilnice de închidere.

## Piețele valutar-financiare internaționale pe parcursul lunii iulie 2006

### Indicatori Economici

	PIB			Inflația			Șomaj			Prod. industrială		
	Q4'05	Q1'06	Q2'06	mai.	iunie	iulie	mai.	iunie	iulie	mai.	iunie	iulie
SUA*	1,8	5,6	2,5	0,4	0,2	0,4	4,6	4,6	4,8	0,0	0,8	0,4
Eurozone	0,3	0,6	0,9	0,3	0,1	-0,1	7,9	7,8	n/a	1,8	-0,1	n/a
Germania	0,3	0,7	0,9	0,2	0,1	0,5	8,3	8,2	n/a	1,5	-0,4	n/a
Marea Britanie	0,7	0,7	0,8	0,5	0,3	-0,1	5,4	5,5	n/a	0,2	-0,1	n/a
Elveția	0,7	0,9	n/a	0,2	0,0	-0,7	3,3	3,1	3,1	n/a	n/a	n/a
Japonia	1,1	0,7	0,2	0,5	-0,1	n/a	4,0	4,2	n/a	-1,3	2,1	n/a

\* PIB SUA în rate anuale



### Dinamica cursului valutar (Dolar SUA fata de principalele valute la sfarsitul lunii)

	Februarie'06	Martie'06	Aprilie'06	Mai'06	Iunie'06	Iulie'06
USD/EUR	1,1919	1,2117	1,2634	1,2810	1,2786	1,2762
USD/GBP	1,7538	1,7380	1,8253	1,8695	1,8475	1,8673
CHF/USD	1,3119	1,3037	1,2386	1,2186	1,2224	1,2314
JPY/USD	115,75	117,66	113,83	112,58	114,43	114,67

### Indicii bursieri (valoarea la sfarsitul lunii)\*

	Mai'06	Iunie'06	Iulie'06	TREND	Modification	%
DAX	5692,86	5683,31	5681,97	↓	-1,34	-0,02
FTSE 100	5723,80	5833,40	5928,30	↑	94,90	1,63
Dow Jones	11168,31	11150,22	11185,68	↑	35,46	0,32
Nikkei 225	15467,33	15505,18	15456,81	↓	-48,37	-0,31

Sursa: Bloomberg.

\* Datele se indică conform valorilor zilnice de închidere.