



Foreign Exchange and Financial Markets in July 2010

EUR/USD		1.2517 ↑ 1.3045	USD/MDL		12.7900 ↓ 12.0000
▲ 4.2183%			▼ -6.1767%		
Max.	1.3077 - 29.07.2010		Max.	12.8000 - 02.07.2010	
Min.	1.2517 - 01.07.2010		Min.	12.0000 - 30.07.2010	
GBP/USD		1.5173 ↑ 1.5682	USD/RUB		31.0300 ↓ 30.2600
▲ 3.3546%			▼ -2.4815%		
Max.	1.5682 - 30.07.2010		Max.	31.1380 - 05.07.2010	
Min.	1.5021 - 12.07.2010		Min.	30.1605 - 29.07.2010	
USD/CHF		1.0592 ↓ 1.0413	USD/RON		3.4636 ↓ 3.2547
▼ -1.6900%			▼ -6.0313%		
Max.	1.0646 - 05.07.2010		Max.	3.4636 - 01.07.2010	
Min.	1.0409 - 15.07.2010		Min.	3.2468 - 29.07.2010	
USD/JPY		87.60 ↓ 86.45	USD/UAH		7.9150 ↓ 7.8925
▼ -1.3128%			▼ -0.2843%		
Max.	88.67 - 13.07.2010		Max.	7.9150 - 01.07.2010	
Min.	86.45 - 30.07.2010		Min.	7.8925 - 29.07.2010	
Dow Jones*		9732.53 ↑ 10465.94	DAX*		5857.43 ↑ 6147.97
▲ 7.5357%			▲ 4.9602%		
Max.	10537.69 - 27.07.2010		Max.	6209.76 - 14.07.2010	
Min.	9686.48 - 02.07.2010		Min.	5816.20 - 05.07.2010	
Nikkei*		9191.60 ↑ 9537.30	FTSE*		4805.75 ↑ 5258.02
▲ 3.7610%			▲ 9.4110%		
Max.	9795.24 - 14.07.2010		Max.	5365.67 - 27.07.2010	
Min.	9191.60 - 01.07.2010		Min.	4805.75 - 01.07.2010	

Source: Reuters

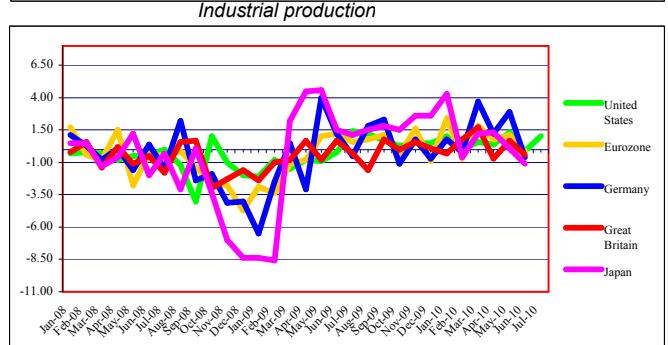
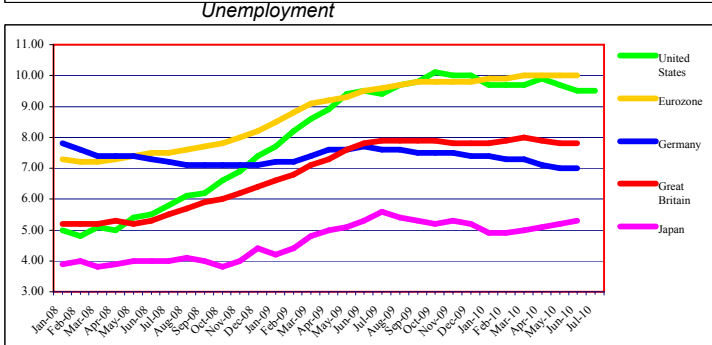
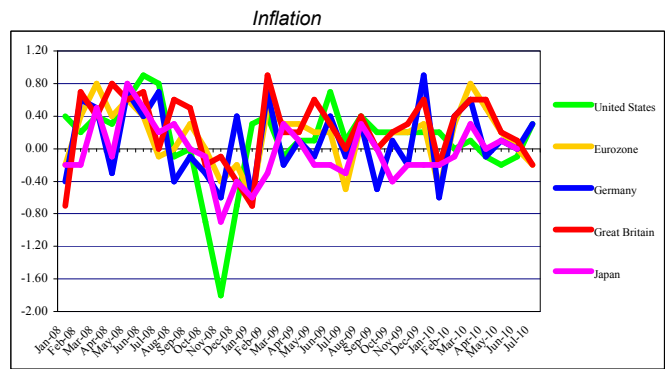
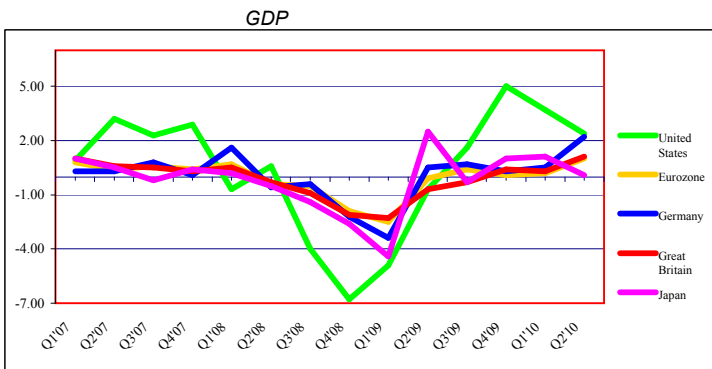
* Daily close values



Foreign Exchange and Financial Markets in July 2010

Economic indicators (%)												
	GDP (modification)			Inflation (modification)			Unemployment rate			Industrial Product (modification)		
	Q4'09	Q1'10	Q2'10	May '10	June '10	July '10	May '10	June '10	July '10	May '10	June '10	July '10
United States *	5.0	3.7	2.4	-0.2	-0.1	0.3	9.7	9.5	9.5	1.3	-0.1	1.0
Eurozone	0.1	0.2	1.0	0.2	0.0	-0.2	10.0	10.0	n/a	1.1	-0.1	n/a
Germany	0.3	0.5	2.2	0.1	0.0	0.3	7.0	7.0	n/a	2.9	-0.6	n/a
Great Britain	0.4	0.3	1.1	0.2	0.1	-0.2	7.8	7.8	n/a	0.7	-0.4	n/a
Japan	1.0	1.1	0.1	0.1	0.0	n/a	5.2	5.3	n/a	0.1	-1.1	n/a

* United States GDP annual rates



Forex Trends (US Dollars against major currencies at the end of the month)						
	February"2010	March"2010	April"2010	May"2010	June"2010	July"2010
EUR/USD	1.3625	1.3510	1.3295	1.2305	1.2234	1.3045
GBP/USD	1.5247	1.5182	1.5268	1.4537	1.4947	1.5682
USD/CHF	1.0734	1.0535	1.0773	1.1548	1.0770	1.0413
USD/JPY	88.85	93.46	93.81	91.24	88.39	86.45

Indices (value at the end of the month) *						
	May"2010	June"2010	July"2010	TREND	Modification	%
DAX	5964.33	5965.52	6147.97	↑	182.45	3.06
FTSE 100	5188.43	4916.87	5258.02	↑	341.15	6.94
Dow Jones	10136.63	9774.02	10465.94	↑	691.92	7.08
Nikkei 225	9768.70	9382.64	9537.30	↑	154.66	1.65

* Daily close values

Source: Bloomberg.