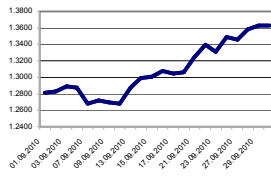
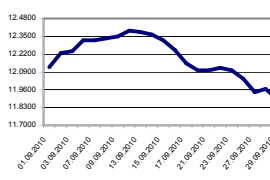
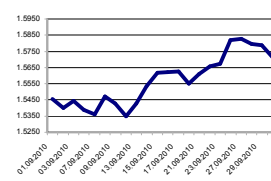
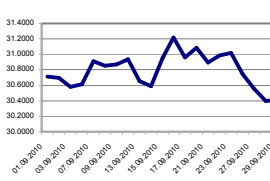
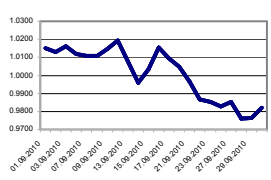
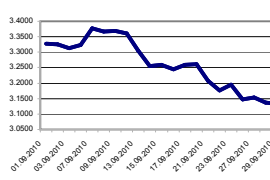
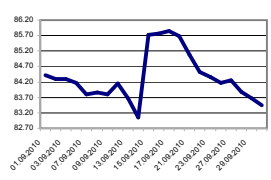
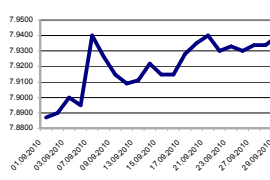
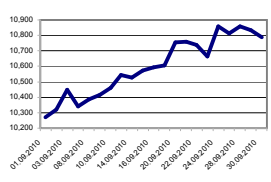
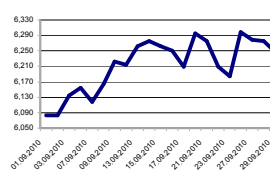
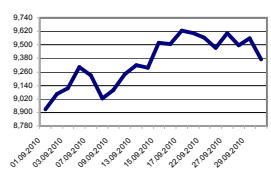
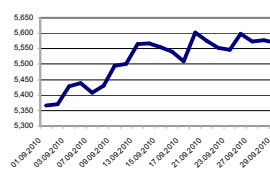


Piețele valutare-financiare internaționale pe parcursul lunii septembrie 2010

EUR/USD 1.2811 ↑ 1.3630		USD/MDL 12.1250 ↓ 11.8000	
▲ 6.3929%		▼ -2.6804%	
Max. 1.3630 - 30.09.2010		Max. 12.3900 - 10.09.2010	
Min. 1.2677 - 10.09.2010		Min. 11.8000 - 30.09.2010	
GBP/USD 1.5454 ↑ 1.5711		USD/RUB 30.7090 ↓ 30.5814	
▲ 1.6630%		▼ -0.4155%	
Max. 1.5827 - 27.09.2010		Max. 31.2170 - 16.09.2010	
Min. 1.5348 - 10.09.2010		Min. 30.4000 - 28.09.2010	
USD/CHF 1.0150 ↓ 0.9821		USD/RON 3.3273 ↓ 3.1264	
▼ -3.2414%		▼ -6.0379%	
Max. 1.0193 - 10.09.2010		Max. 3.3763 - 07.09.2010	
Min. 0.9760 - 28.09.2010		Min. 3.1264 - 30.09.2010	
USD/JPY 84.42 ↓ 83.45		USD/UAH 7.8870 ↑ 7.9300	
▼ -1.1490%		▲ 0.5452%	
Max. 85.84 - 17.09.2010		Max. 7.9400 - 07.09.2010	
Min. 83.05 - 14.09.2010		Min. 7.8870 - 01.09.2010	
Dow Jones* 10269.47 ↑ 10788.05		DAX* 6083.90 ↑ 6229.02	
▲ 5.0497%		▲ 2.3853%	
Max. 10860.26 - 24.09.2010		Max. 6298.30 - 24.09.2010	
Min. 10269.47 - 01.09.2010		Min. 6083.85 - 02.09.2010	
Nikkei* 8927.02 ↑ 9369.35		FTSE* 5366.41 ↑ 5548.62	
▲ 4.9550%		▲ 3.3954%	
Max. 9626.09 - 17.09.2010		Max. 5602.54 - 20.09.2010	
Min. 8927.02 - 01.09.2010		Min. 5366.41 - 01.09.2010	

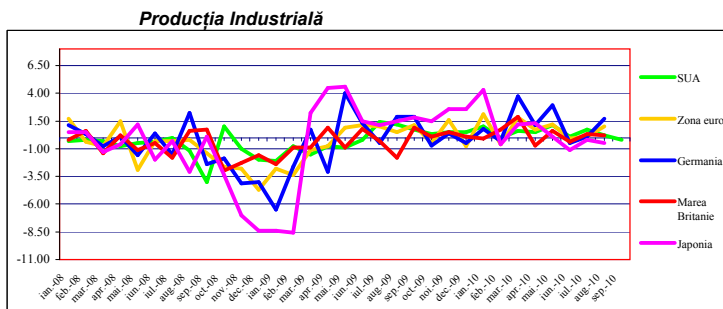
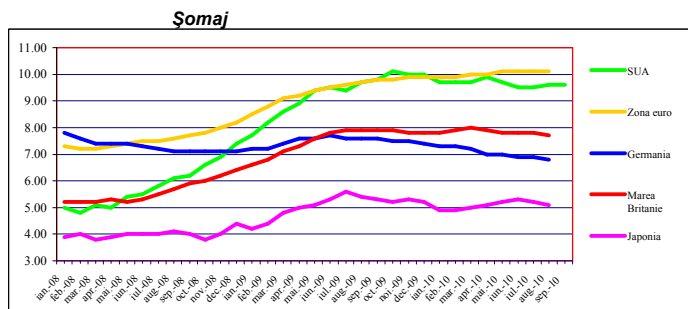
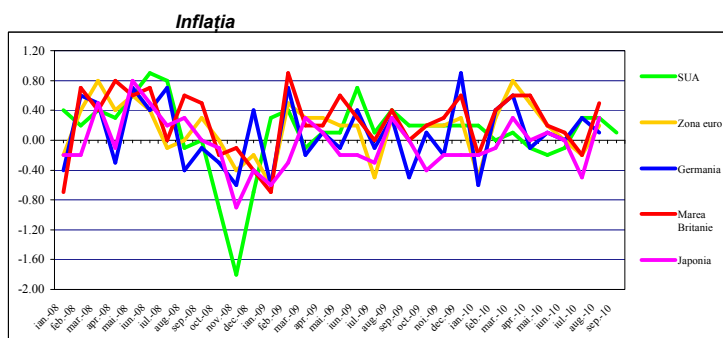
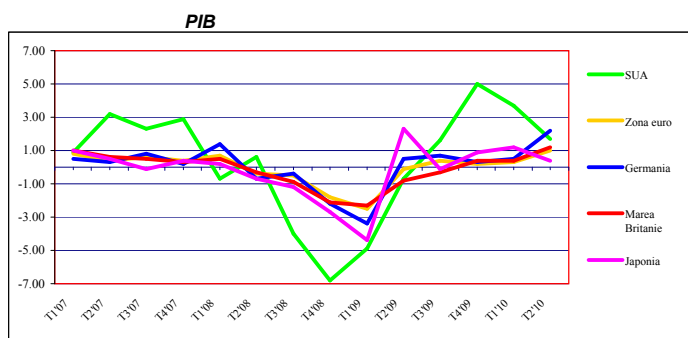
Sursa: Reuters

* Datele se indică conform valorilor zilnice de închidere

Piețele valutare-financiare internaționale pe parcursul lunii septembrie 2010

Indicatori Economici (%)												
	PIB (modificare)			Inflația (modificare)			Rata șomajului			Producția industrială (modificare)		
	T1'10	T2'10	T3'10	Iulie '10	August '10	Septembrie '10	Iulie '10	August '10	Septembrie '10	Iulie '10	August '10	Septembrie '10
SUA*	3.7	1.7	n/a	0.3	0.3	0.1	9.5	9.6	9.6	0.7	0.2	-0.2
Zona euro	0.3	1.0	n/a	-0.2	0.2	0.2	10.1	10.1	n/a	0.1	1.0	n/a
Germania	0.5	2.2	n/a	0.3	0.1	-0.2	6.9	6.8	n/a	0.1	1.7	n/a
Marea Britanie	0.4	1.2	n/a	-0.2	0.5	0.0	7.8	7.7	n/a	0.3	0.2	n/a
Japonia	1.2	0.4	n/a	-0.5	0.3	n/a	5.2	5.1	n/a	-0.2	-0.5	n/a

* PIB SUA în rate anuale



Dinamica cursului valutar (Dolar SUA față de principalele valute la sfârșitul lunii)						
	Aprilie 2010	Mai 2010	Iunie 2010	Iulie 2010	August 2010	Septembrie 2010
EUR/USD	1.3295	1.2305	1.2234	1.3045	1.2685	1.3630
GBP/USD	1.5268	1.4537	1.4947	1.5682	1.5349	1.5711
USD/CHF	1.0773	1.1548	1.0770	1.0413	1.0140	0.9821
USD/JPY	93.81	91.24	88.39	86.45	84.16	83.45

Indicii bursieri (valoarea la sfârșitul lunii)*						
	Iulie 2010	August 2010	Septembrie 2010	TREND	Modificarea	%
DAX	6147.97	5925.22	6229.02	↑	303.80	5.13
FTSE 100	5258.02	5225.22	5548.62	↑	323.40	6.19
Dow Jones	10465.94	10014.72	10788.05	↑	773.33	7.72
Nikkei 225	9537.30	8824.06	9369.35	↑	545.29	6.18

* Datele se indică conform valorilor zilnice de închidere.

Sursa: Bloomberg.