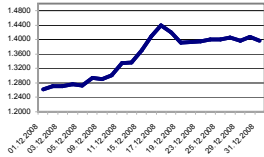
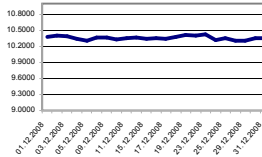
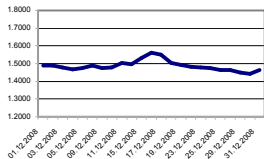
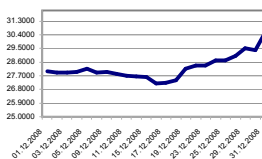
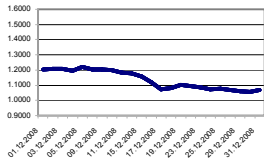
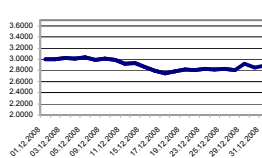

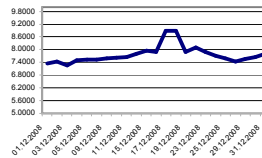
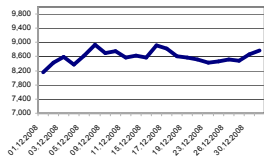
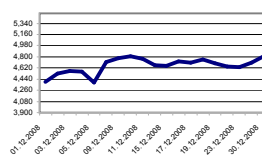
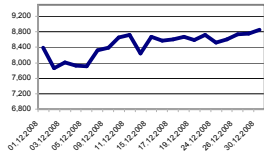
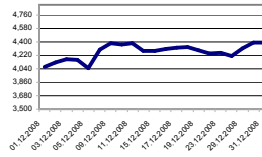


Piețele valutare-financiare internaționale pe parcursul lunii decembrie 2008

EUR/USD 1.2625 ↑ 1.3978		USD/MDL 10.3800 ↓ 10.3500	
▲ 10.7168%		▼ -0.2890%	
Max. 1.4401 - 17.12.2008		Max. 10.4200 - 23.12.2008	
Min. 1.2625 - 01.12.2008		Min. 10.3000 - 05.12.2008	
GBP/USD 1.4883 ↓ 1.4626		USD/RUB 27.9941 ↑ 30.5250	
▼ -1.7268%		▲ 9.0408%	
Max. 1.5603 - 16.12.2008		Max. 30.5250 - 31.12.2008	
Min. 1.4435 - 30.12.2008		Min. 27.2004 - 16.12.2008	
USD/CHF 1.2036 ↓ 1.0669		USD/RON 2.9998 ↓ 2.8821	
▼ -11.3576%		▼ -3.9236%	
Max. 1.2194 - 05.12.2008		Max. 3.0293 - 05.12.2008	
Min. 1.0578 - 30.12.2008		Min. 2.7487 - 17.12.2008	
USD/JPY 93.21 ↓ 90.60		USD/UAH 7.3600 ↑ 7.8000	
▼ -2.8001%		▲ 5.9783%	
Max. 93.37 - 02.12.2008		Max. 8.9000 - 17.12.2008	
Min. 87.31 - 17.12.2008		Min. 7.2500 - 03.12.2008	
Dow Jones* 8149.09 ↑ 8776.39		DAX* 4394.79 ↑ 4810.20	
▲ 7.6978%		▲ 9.4523%	
Max. 8934.18 - 08.12.2008		Max. 4810.20 - 30.12.2008	
Min. 8149.09 - 01.12.2008		Min. 4381.47 - 05.12.2008	
Nikkei* 8397.22 ↑ 8859.56		FTSE* 4065.49 ↑ 4392.68	
▲ 5.5059%		▲ 8.0480%	
Max. 8859.56 - 30.12.2008		Max. 4392.68 - 30.12.2008	
Min. 7863.69 - 02.12.2008		Min. 4049.37 - 05.12.2008	

Sursa: Reuters

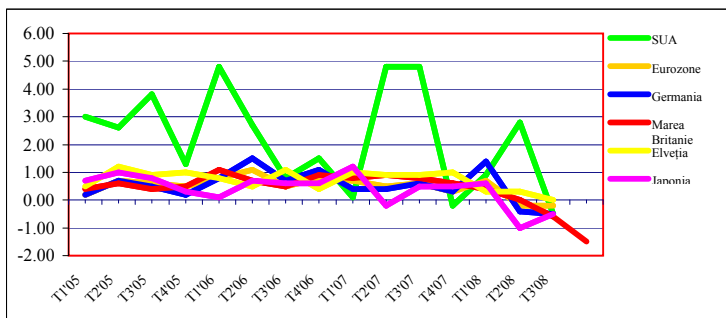
* Datele se indică conform valorilor zilnice de închidere

Piețele valutare-financiare internaționale pe parcursul lunii decembrie 2008

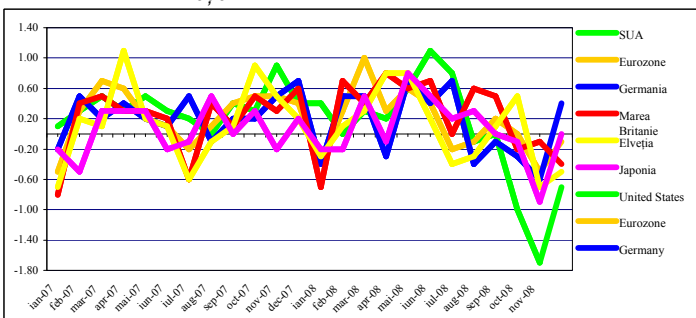
Indicatori Economici												
	PIB			Inflația			Șomaj			Producția industrială		
	Q2'08	Q3'08	Q4'08	Octombrie	Noiembrie	Decembrie	Octombrie	Noiembrie	Decembrie	Octombrie	Noiembrie	Decembrie
SUA*	2.8	-0.5	n/a	-1.0	-1.7	-0.7	6.6	6.8	7.2	1.8	-1.3	-2.0
Eurozone	-0.2	-0.2	n/a	0.0	-0.5	-0.1	7.7	7.8	n/a	-1.6	-1.6	n/a
Germania	-0.4	-0.5	n/a	-0.3	-0.6	0.4	7.1	7.1	n/a	-1.8	-3.1	n/a
Marea Britanie	0.0	-0.6	-1.5	-0.2	-0.1	-0.4	6.0	6.1	n/a	-1.6	-2.3	n/a
Elveția	0.3	0.0	n/a	0.5	-0.7	-0.5	2.5	2.7	3.0	n/a	n/a	n/a
Japonia	-1.0	-0.5	n/a	-0.1	-0.9	n/a	3.7	3.9	n/a	-3.1	-8.5	n/a

* PIB SUA în rate anuale

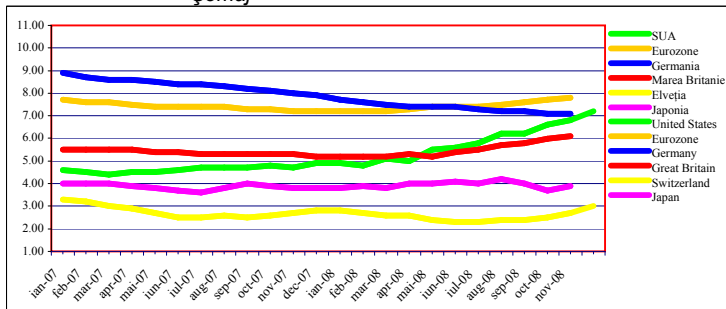
PIB



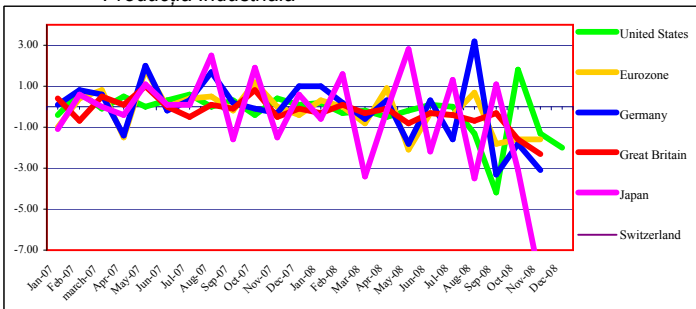
Inflația



Șomaj



Producția Industrială



Dinamica cursului valutar (Dolar SUA fata de principalele valute la sfarsitul lunii)						
	Iulie"2008	August"2008	Septembrie"2008	Octombrie"2008	Noiembrie"2008	Decembrie"2008
EUR/USD	1.5600	1.4672	1.4102	1.2730	1.2695	1.3978
GBP/USD	1.9835	1.8211	1.7828	1.6068	1.5393	1.4626
USD/CHF	1.0470	1.1011	1.1211	1.1576	1.2134	1.0669
USD/JPY	107.82	108.79	106.03	98.44	98.74	90.60

Indicii bursieri (valoarea la sfarsitul lunii)							
	Octombrie"2008	Noiembrie"2008	Decembrie"2008	TREND	Modificarea	%	
DAX	4987.97	4669.44	4810.20	↑	140.76	3.01	
FTSE 100	4377.34	4288.01	4392.68	↑	104.67	2.44	
Dow Jones	9325.01	8829.04	8776.39	↓	-52.65	-0.60	
Nikkei 225	8576.98	8512.27	8859.56	↑	347.29	4.08	

Sursa: Bloomberg.

* Datele se indică conform valorilor zilnice de închidere.