

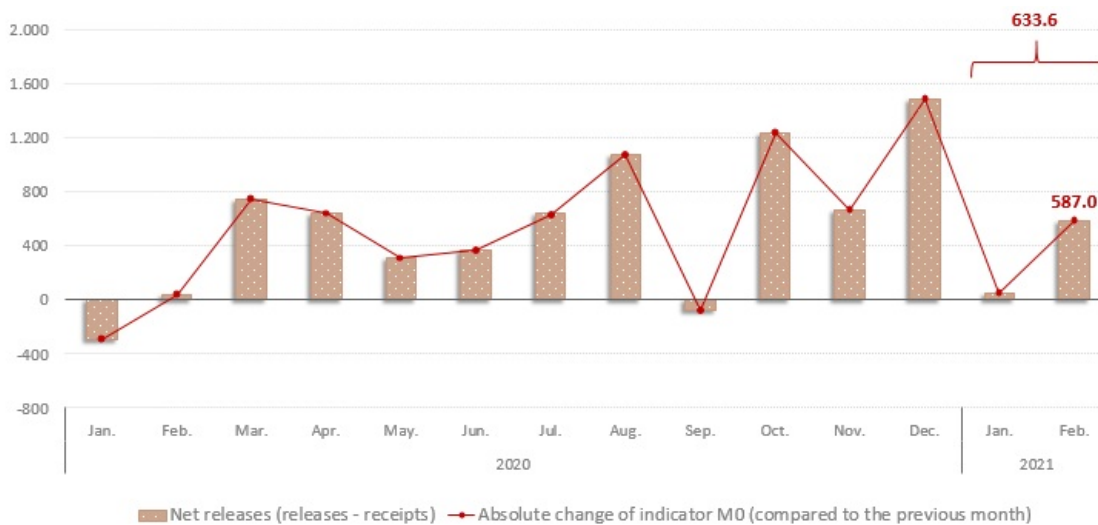
19.03.2021

The analysis of cash operations in the national currency for January - February 2021

In February 2021, the currency in circulation (M0)¹ amounted to MDL 30,452.6 million, increasing by MDL 633.6 million (2.1%) compared to December 2020 (Chart no. 1) as a result of exceeding of the volume of cumulative releases over the volume of cumulative receipts per banking system by MDL 633.7 million² in period January – February 2021.

Chart no. 1.

Correlation of the M0 indicator with the volume of cash operations on the banking system, million MDL

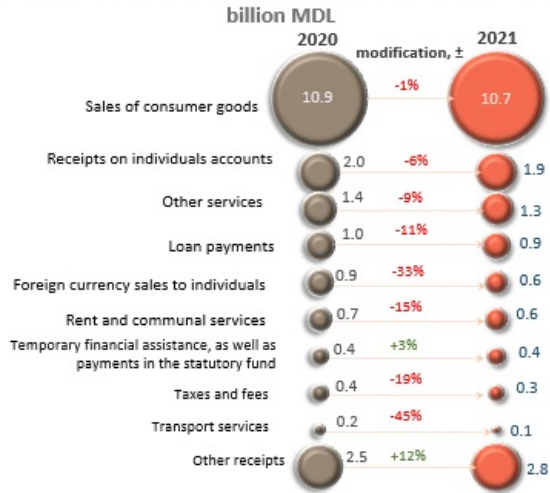


During January – February 2021, the volume of cash receipts decreased by 3.5% compared to the similar period of the previous year and amounted to MDL 19,721.3 million. The decrease in the volume of cash receipts was mainly determined by the decrease by 1.0% of the receipts from the sale of consumer goods (regardless of the sales channel), which have the largest share (of 54.5%) in the volume of total receipts (Chart no. 2). It should be noted that this evolution was supported by the decrease of majority sources of cash receipts.

Chart no. 2.

Main sources of cash receipts in licensed banks vaults and their monthly dynamics

Main sources of cash receipts, cumulative January - February,



Monthly dynamics of cash receipts, billion MDL

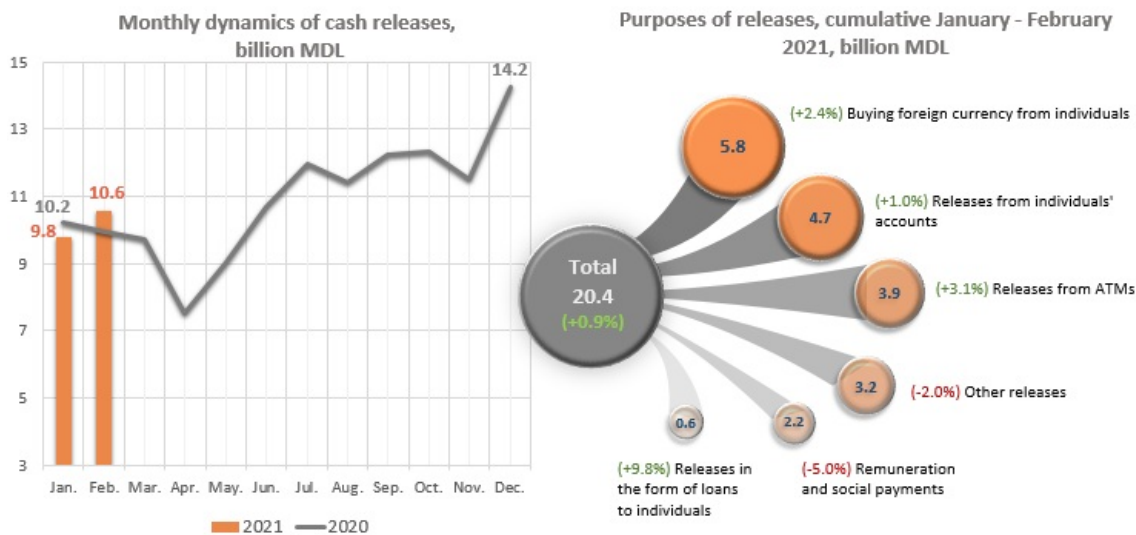


At the same time, in February 2021, the volume of cash receipts amounted MDL 10,002.8 million (+2.9% compared to January 2021 and +1.1% compared to February 2020).

The volume of cash releases from licensed banks vaults in January-February 2021 increased by 0.9% compared to the similar period of the previous year and amounted MDL 20,355.0 million (Chart no. 3).

Chart no. 3.

Main purposes of cash releases from licensed banks vaults and their monthly dynamics



This change was mainly determined by the increase of the releases to purchase foreign currencies from individuals by MDL 136.2 million (2.4%), amounting to MDL 5,769.2 million (the equivalent of USD 332.2 million³). Their share increased by 0.4 percentage points and accounted for 28.3% of the total volume of cash release.

At the same time, the releases from individuals⁴ accounts increased by 1.0%, amounting to MDL 4,672.4 million, which represents 23.0% of the total releases volume.

It should be noted, that releases from ATMs had a significant share of 19.2% of total releases and increased in January - February 2021 by 3.1% compared to the same period of the previous year.

In February, the volume of cash releases amounted MDL 10,589.8 million and exceed the volume of cash receipts by MDL 587.0 million. Compared to January 2021, cash releases increased by MDL 824.6 million or by 8.4%.

[Instruction on the compilation by banks of the Report on the volume of cash operations](#) [2]

-
1. Currency in circulation (M0) represent circulating cash issued by the National Bank of Moldova, except for cash in banks and NBM vault;
 2. The volume of cash operations includes transactions with commemorative coins;
 3. Recalculated using the official average exchange rate;
 4. Current, deposit and card accounts are included.

See also

Tags

[cash operations in the national currency](#) [3]

[cash operations](#) [4]

[the currency in circulation](#) [5]

[The analysis of cash operations](#) [6]

[volume of cumulative release](#) [7]

[volume of cumulative receipts](#) [8]

Source URL:

<http://www.bnm.md/en/content/analysis-cash-operations-national-currency-january-february-2021>

Related links:

[1] http://www.bnm.md/files/anexa_eng.xls [2] <http://www.bnm.md/ro/content/instructiunea-cu-privire-la-modul-de-intocmire-de-catre-banci-raportului-privind-volumul> [3] [http://www.bnm.md/en/search?hashtags\[0\]=cash operations in the national currency](http://www.bnm.md/en/search?hashtags[0]=cash%20operations%20in%20the%20national%20currency) [4] [http://www.bnm.md/en/search?hashtags\[0\]=cash operations](http://www.bnm.md/en/search?hashtags[0]=cash%20operations) [5] [http://www.bnm.md/en/search?hashtags\[0\]=the currency in circulation](http://www.bnm.md/en/search?hashtags[0]=the%20currency%20in%20circulation) [6] [http://www.bnm.md/en/search?hashtags\[0\]=The analysis of cash operations](http://www.bnm.md/en/search?hashtags[0]=The%20analysis%20of%20cash%20operations) [7] [http://www.bnm.md/en/search?hashtags\[0\]=volume of cumulative release](http://www.bnm.md/en/search?hashtags[0]=volume%20of%20cumulative%20release) [8] [http://www.bnm.md/en/search?hashtags\[0\]=volume of cumulative receipts](http://www.bnm.md/en/search?hashtags[0]=volume%20of%20cumulative%20receipts)