

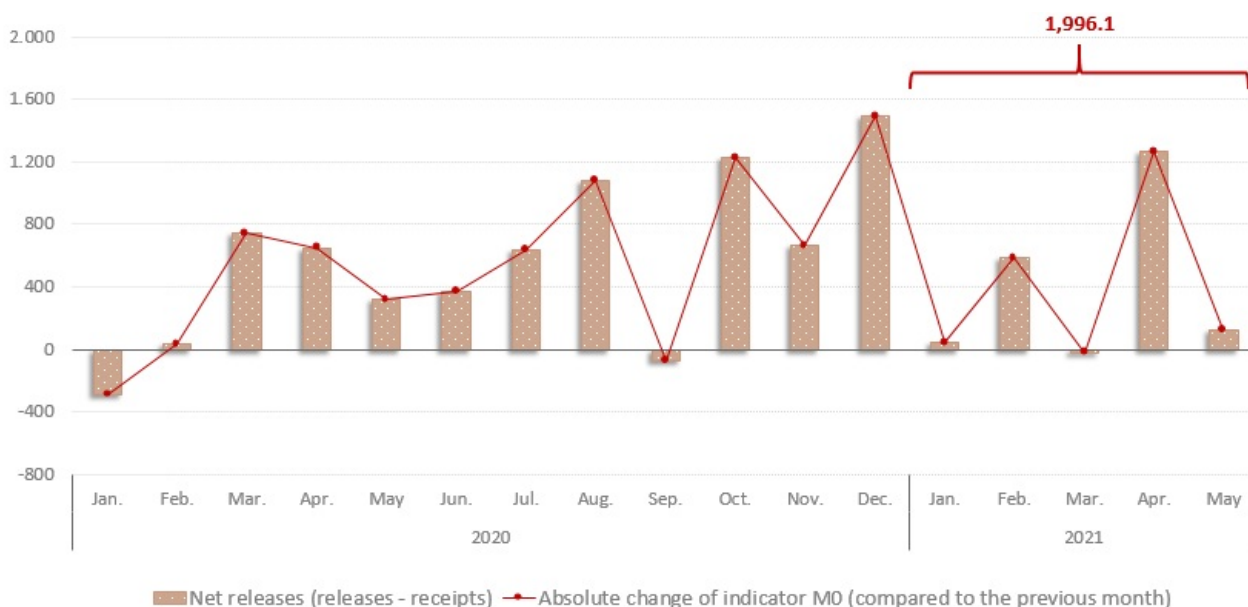
18.06.2021

## Analysis of the volume of cash operations in domestic currency for January - May 2021

In May 2021, the currency in circulation (M0)<sup>1</sup> amounted to MDL 31,815.0 million, increasing by MDL 1,996.1 million (6.7%) compared to December 2020 (chart no. 1) as a result of exceeding of the volume of cumulative releases over the volume of cumulative receipts per banking system by MDL 1,996.2 million<sup>2</sup> in period January – May 2021.

Chart no. 1.

**Correlation of the M0 indicator with the volume of cash operations on the banking system, million MDL**

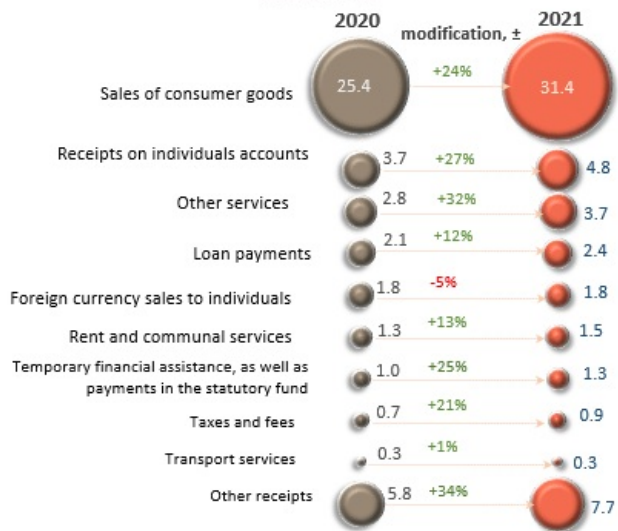


During January - May 2021, the volume of cash receipts increased by 23.8% compared to the similar period of the previous year and amounted to MDL 55,691.7 million. The increase in the volume of cash receipts was mainly determined by the increase by 23.8% of the receipts from the sale of consumer goods (regardless of the sales channel), which have the largest share (56.4%) of total volume of receipts (Chart no. 2). This evolution was supported by the increase of practically all sources of cash receipts. At the same time, the volume of receipts from the sale of foreign currency to individuals decreased by 4.7% (the share being 3.1%) compared to the similar period of the previous year.

Chart no. 2.

**Main sources of cash receipts in licensed banks vaults and their monthly dynamics**

### Main sources of cash receipts, cumulative January - May, billion MDL



### Monthly dynamics of cash receipts, billion MDL



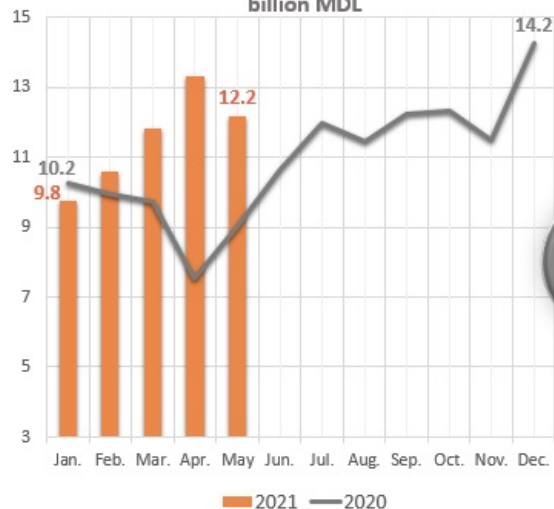
At the same time, in May 2021, the volume of receipts amounted MDL 12,061.4 million (+0.1% compared to April 2021 and +38.7% compared to May 2020).

The volume of cash releases from licensed banks vaults in January-May 2021 increased by 24.2% compared to the same period of the previous year and amounted MDL 57,687.9 million (Chart no. 3).

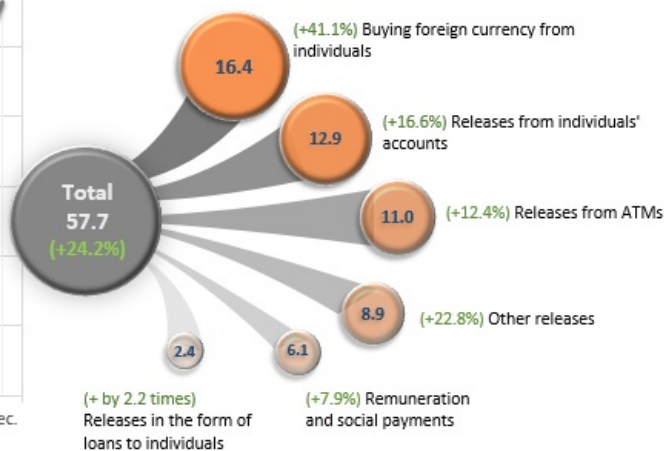
Chart no. 3.

### Main purposes of cash releases from licensed banks vaults and their monthly dynamics

#### Monthly dynamics of cash releases, billion MDL



#### Purposes of releases, cumulative January - May 2021, billion MDL



This change was mainly determined by the increase of the releases to purchase foreign currencies from individuals by MDL 4,786.8 million (41.1%), amounting to MDL 16,421.5 million (the equivalent of USD 931.1 million<sup>3</sup>). Their share increased by 3.4 percentage points and accounted for 28.5% of the total volume of cash release.

At the same time, the releases from individuals<sup>4</sup> accounts increased by 16.6%, amounting to MDL 12,867.8 million, which represents 22.3% of the total releases volume.

It should be noted, that releases from ATMs had a significant share of 19.0% of total releases and increased in January – May 2021 by 12.4% compared to the same period of the previous year.

In May, the volume of cash releases amounted to MDL 12,186.1 million, more by MDL 124.7 million than the volume of receipts. Compared to April 2021, cash releases decreased by MDL 1,124.4 million or by 8.4%.

[1]

[Instruction on the compilation by banks of the Report on the volume of cash operations](#) [2]

- 
1. Currency in circulation (M0) represent circulating cash issued by the National Bank of Moldova, except for cash in banks and NBM vault;
  2. The volume of cash operations includes transactions with commemorative coins;
  3. Recalculated using the official average exchange rate;
  4. Current, deposit and card accounts are included.

See also

Tags

[cash operations in the national currency](#) [3]

[cash operations](#) [4]

[the currency in circulation](#) [5]

[The analysis of cash operations](#) [6]

[volume of cumulative release](#) [7]

[volume of cumulative receipts](#) [8]

---

**Source URL:**

<http://www.bnm.md/en/content/analysis-volume-cash-operations-domestic-currency-january-may-2021>

**Related links:**

[1] [http://www.bnm.md/files/anexa\\_eng\\_2.xls](http://www.bnm.md/files/anexa_eng_2.xls) [2] <http://www.bnm.md/ro/content/instructiunea-cu-privire-la-modul-de-intocmire-de-catre-banci-raportului-privind-volumul> [3] [http://www.bnm.md/en/search?hashtags\[0\]=cash operations in the national currency](http://www.bnm.md/en/search?hashtags[0]=cash%20operations%20in%20the%20national%20currency) [4] [http://www.bnm.md/en/search?hashtags\[0\]=cash operations](http://www.bnm.md/en/search?hashtags[0]=cash%20operations) [5] [http://www.bnm.md/en/search?hashtags\[0\]=the currency in circulation](http://www.bnm.md/en/search?hashtags[0]=the%20currency%20in%20circulation) [6] [http://www.bnm.md/en/search?hashtags\[0\]=The analysis of cash operations](http://www.bnm.md/en/search?hashtags[0]=The%20analysis%20of%20cash%20operations) [7] [http://www.bnm.md/en/search?hashtags\[0\]=volume of cumulative release](http://www.bnm.md/en/search?hashtags[0]=volume%20of%20cumulative%20release) [8] [http://www.bnm.md/en/search?hashtags\[0\]=volume of cumulative receipts](http://www.bnm.md/en/search?hashtags[0]=volume%20of%20cumulative%20receipts)