

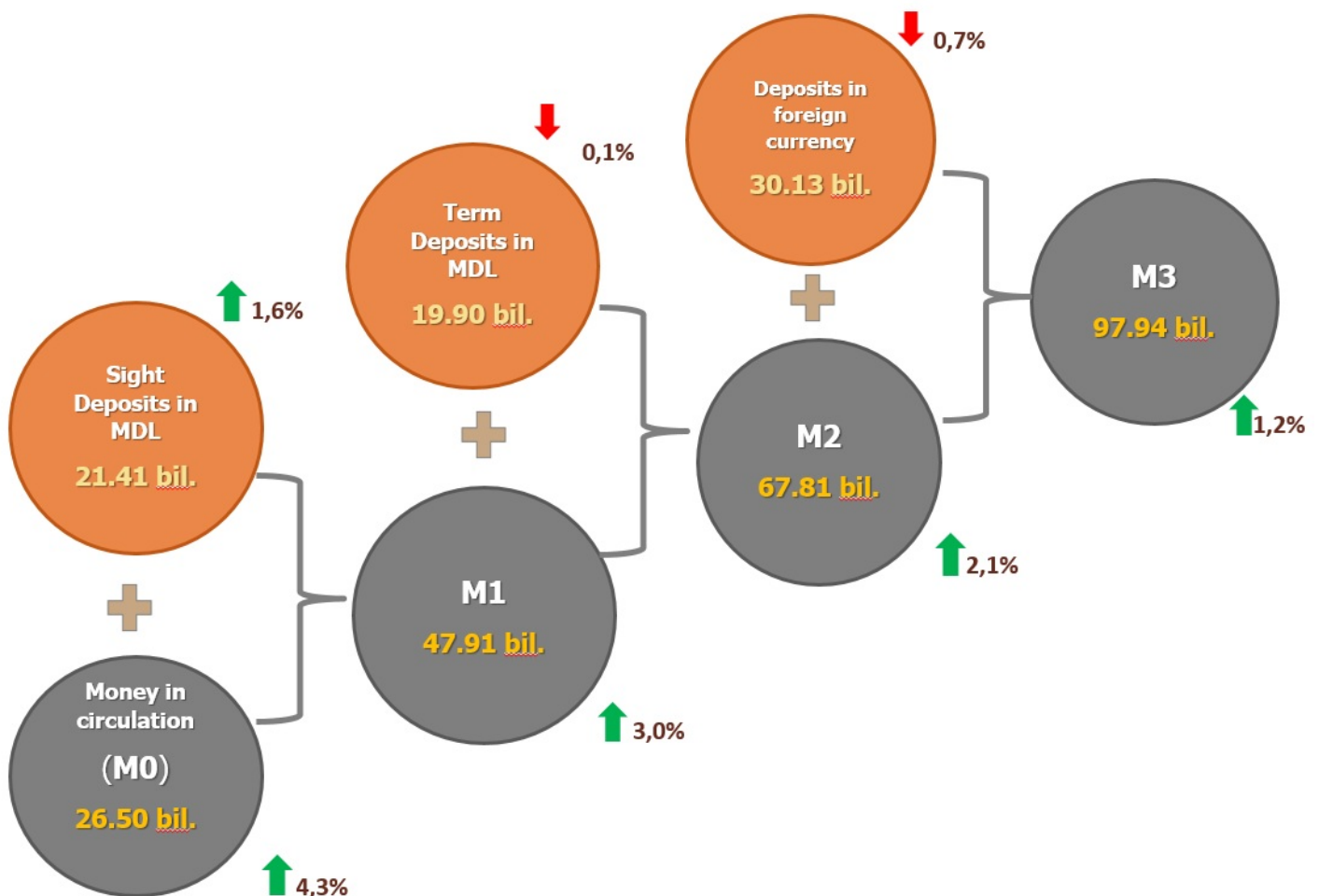
18.09.2020

## Evolution of monetary indicators in August 2020

In August 2020, **the monetary base**<sup>1</sup> increased by MDL 1,763.8 million (3.7%) compared to the previous month and constituted MDL 48,934.1 million, which constitutes 7.0 % more than in August 2019.

Chart 1.

### Evolution of money supply in August 2020 compared to the previous month



**Money supply M0**<sup>2</sup> (currency in circulation) increased by MDL 1,082.4 million or by 4.3% compared to July 2020 and totalled MDL 26,501.2 million, by 14.1% more than in August 2019 (Chart 1).

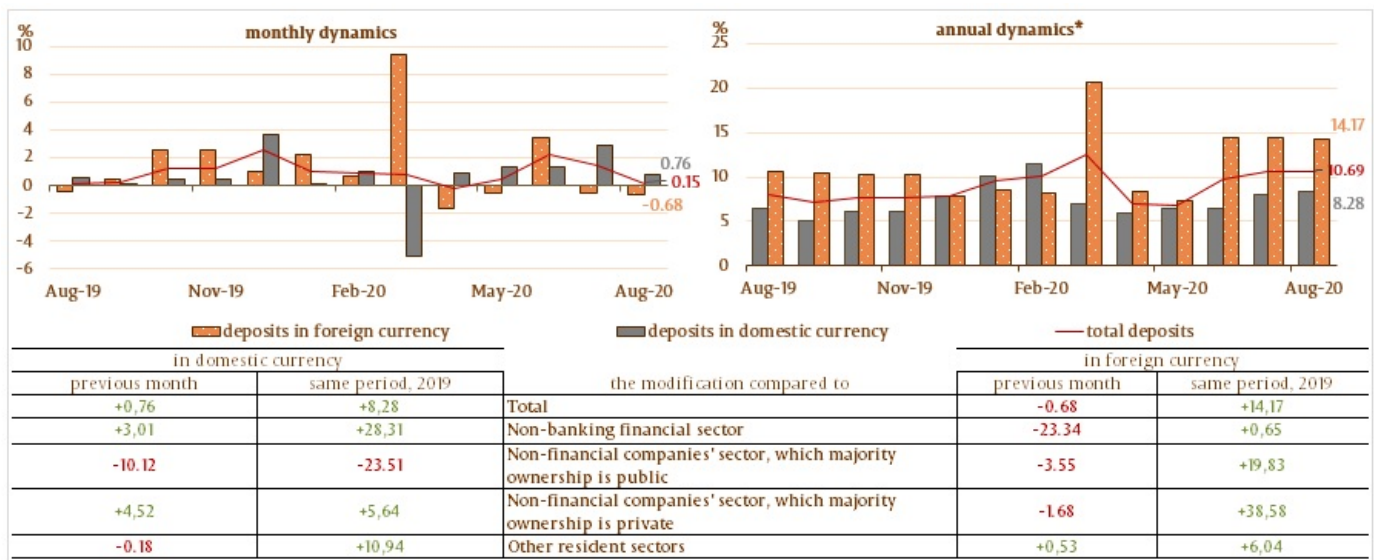
**Money supply M1**<sup>3</sup> increased by MDL 1,409.9 million or by 3.0% compared to July 2020 and totalled MDL 47,910.1 million, by 14.9% more than in the same period of the previous year.

**Money supply M2**<sup>4</sup> increased by MDL 1,395.3 million or by 2.1% compared to July 2020 and totalled MDL 67,809.1 million, by 10.5% more than in the same period of the previous year.

**Money supply M3**<sup>5</sup> increased by MDL 1,189.9 million (1.2%), which constitutes 11.6% more than in August 2019.

Chart 2.

**Dynamics of deposits<sup>6</sup>, %**



\* modification as compared to the similar period of the previous year.

The balance of domestic currency deposits increased by MDL 312.9 million and constituted MDL 41,307.9 million, accounting for a share of 57.8% of the total balance of deposits, whereas the balance of foreign currency deposits (recalculated in MDL) decreased by MDL 205.4 million and accounted for a total of MDL 30,130.0 million, which constitutes a share of 42.2% (Chart 2).

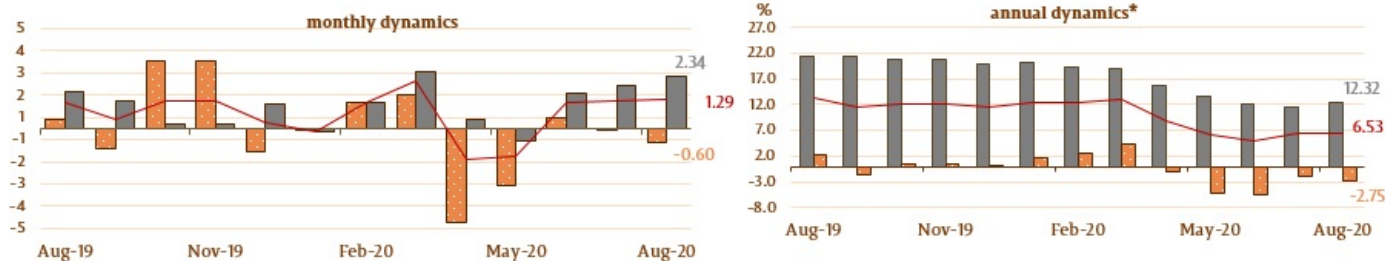
**Balance of claims on the economy<sup>7</sup>** constituted MDL 46,081.1 million and has increased in the reference month by MDL 586.3 million (1.3 %) following the increase of claims on economy for domestic currency by MDL 684.2 million (2.3%), whereas those for foreign currency decreased by MDL 97.9 million (0.6%)(Chart 3).

It should be mentioned, that claims on economy for foreign currency, expressed in USD, increased during the reference period by USD 2.3 million (0.2%).

The increase in the balance of claims on economy in domestic currency was determined by the increase of claims on other resident sectors (including for individuals) by MDL 346.2 million (2.2%), the balance of claims on the sector of non-financial commercial companies which majority ownership is private by MDL 347.2 million (2.9%) and the balance of claims on the non-banking financial sector by MDL 19.2 million (3.5%), while the balance of claims on the sector of non-financial commercial companies which majority ownership is public decreased by MDL 28.4 million (3.4%).

Chart 3.

**Dynamics of claims on economy**



claims on the economy in foreign currency		The modification compared to	claims on the economy in domestic currency	
previous month	same period, 2019		previous month	same period, 2019
		Total	-0.60	-2.75
		Non-banking financial sector	-2.64	-11.52
		Non-financial companies' sector, which majority ownership is public	-2.82	-39.23
		Non-financial companies' sector, which majority ownership is private	-0.57	-2.26
		Other resident sectors	+2.56	+12.48
		Consumer loans	+4.56	by 3.4 times
		Real estate loans	+0.38	+8.03

\* modification as compared to the similar period of the previous year.

The decrease of the balance of claims on the economy in foreign currency (expressed in MDL) was influenced by the decrease in the balance of claims on the non-banking financial sector by MDL 22.6 million (2.6%), the balance of claims on the non-financial commercial companies which majority ownership is public by MDL 2.8 million (2.8%) and the balance of claims on the non-financial commercial companies which majority ownership is private by MDL 84.4 million (0.6%), while the balance of claims on other resident sectors (including individuals) increased by MDL 11.8 million (2.6%).

1. Broad monetary base includes cash money released by the National Bank of Moldova (except for cash in bank's vault), bank's reserves in MDL ( held in correspondent accounts at the National Bank of Moldova), foreign currency obligatory reserves, overnight deposits of banks and sight deposits of other organisations at the National Bank of Moldova.
2. Money in circulation M0 represent cash released by the National Bank of Moldova, except for cash in bank's safes and in the vault of the National Bank of Moldova.
3. Money supply M1 includes money in circulation (M0) and sight deposits of residents in domestic currency.
4. Money supply M2 includes monetary aggregate (M1), term deposits of residents in domestic currency and money market instruments.
5. Money supply M3 includes money supply M2 and deposits of residents in foreign currency expressed in Moldovan lei
6. The deposits are structured on institutional sectors, under the Guidelines on the completion by licensed banks of the Report on monetary statistics (Official Monitor of the Republic of Moldova no.206-215 of 2 December 2011). Other resident sectors include the sectors of households (individuals, individuals conducting business) and non-profit institutions serving households.
7. According to the IMF methodology, the credits of non-residents, interbank credits and the credits issued by the Government of the Republic of Moldova have been excluded from the total claims on economy (including the interest rate calculated for the credits of banks under liquidation).

See also

Tags

[M0](#) <sup>[1]</sup>

[M1](#) <sup>[2]</sup>

M2 <sup>[3]</sup>

M3 <sup>[4]</sup>

money supply <sup>[5]</sup>

monetary aggregates <sup>[6]</sup>

monetary indicators <sup>[7]</sup>

---

**Source URL:**

<http://www.bnm.md/en/content/evolution-monetary-indicators-august-2020>

**Related links:**

[1] [http://www.bnm.md/en/search?hashtags\[0\]=M0](http://www.bnm.md/en/search?hashtags[0]=M0) [2] [http://www.bnm.md/en/search?hashtags\[0\]=M1](http://www.bnm.md/en/search?hashtags[0]=M1) [3] [http://www.bnm.md/en/search?hashtags\[0\]=M2](http://www.bnm.md/en/search?hashtags[0]=M2) [4] [http://www.bnm.md/en/search?hashtags\[0\]=M3](http://www.bnm.md/en/search?hashtags[0]=M3) [5] [http://www.bnm.md/en/search?hashtags\[0\]=money supply](http://www.bnm.md/en/search?hashtags[0]=money%20supply) [6] [http://www.bnm.md/en/search?hashtags\[0\]=monetary aggregates](http://www.bnm.md/en/search?hashtags[0]=monetary%20aggregates) [7] [http://www.bnm.md/en/search?hashtags\[0\]=monetary indicators](http://www.bnm.md/en/search?hashtags[0]=monetary%20indicators)