

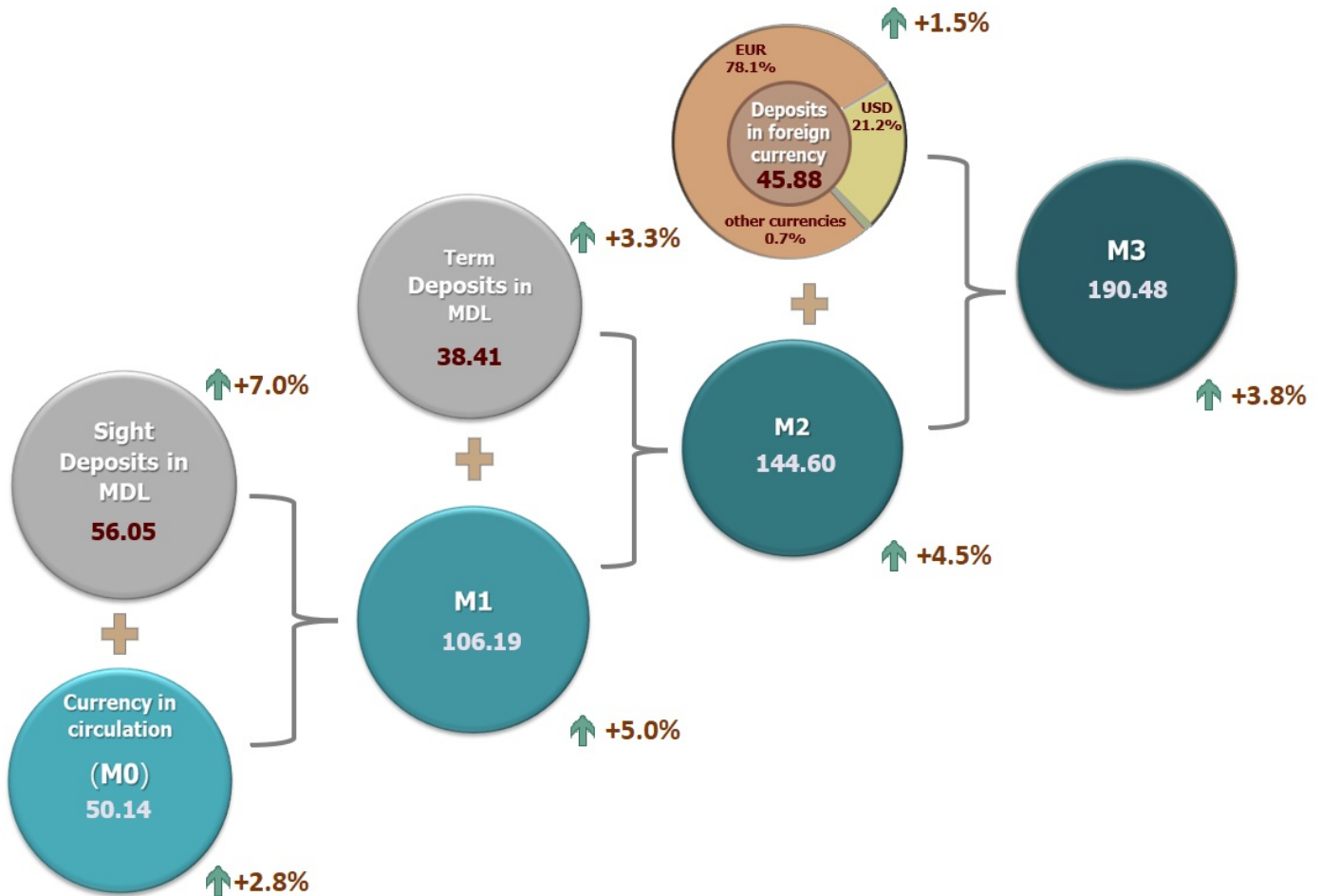
20.01.2026

Evolution of monetary indicators in December 2025

In December 2025 the monetary base¹ amounted to MDL 87,029.7 million, which represents an increase by 6.8% compared to November 2025 and by 5.3% compared to the same period of the previous year.

Money supply M0² (currency in circulation) amounted to MDL 50,135.8 million (Chart 1), increasing by 2.8% compared to November 2025 and by 13.5% compared to the same period of the previous year.

Chart 1. Evolution of money supply in December 2025 compared to the previous month, MDL³ billion

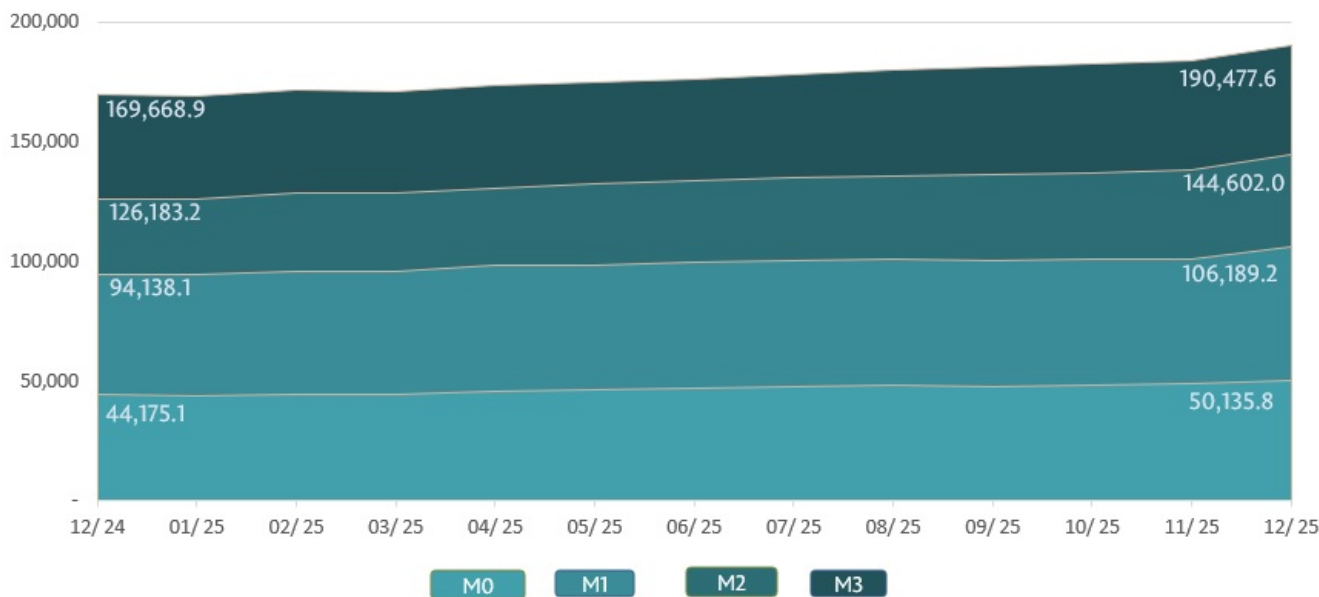


[1]

Money supply M1⁴ amounted to MDL 106,189.2 million, increasing by 5.0% compared to November 2025 and by 12.8% compared to the same period of the previous year.

Money supply M2⁵ amounted to MDL 144,602.0 million, increasing by 4.5% compared to November 2025 and by 14.6% compared to the same period of the previous year (Chart 2).

Chart 2. Monthly dynamics of monetary aggregates, MDL million

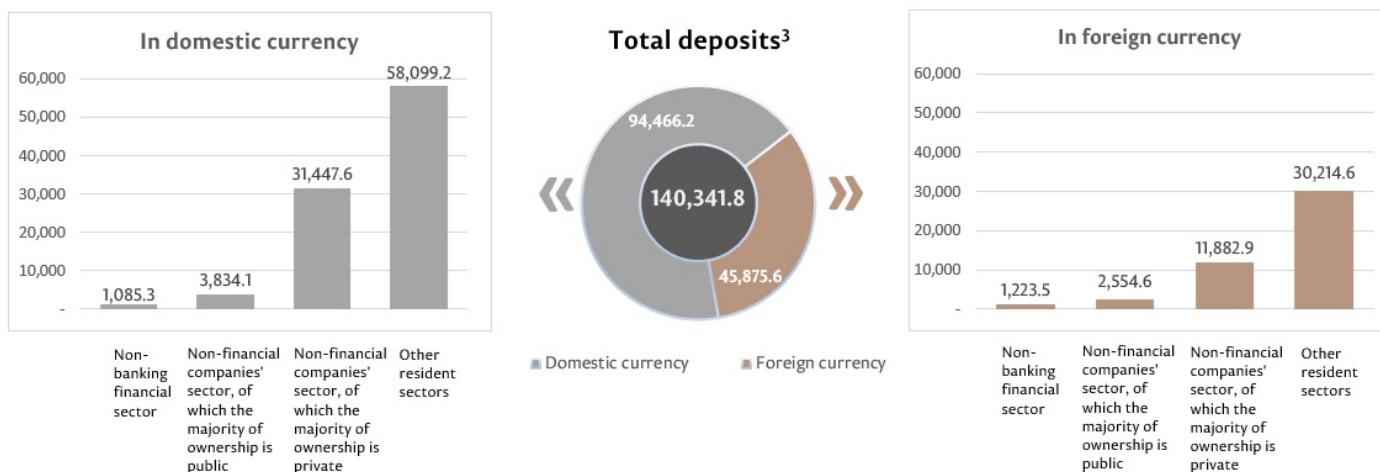


[2]

Money supply M3⁶ amounted to MDL 190,477.6 million, increasing by 3.8% compared to November 2025 and by 12.3% compared to the same period of the previous year.

The balance of deposits in domestic currency amounted to MDL 94,466.2 million, increasing by MDL 4,916.5 million compared to the previous month and representing a share of 67.3% of the total balance of deposits. At the same time, the balance of deposits in foreign currency (recalculated in MDL) amounted to MDL 45,875.6 million, increasing by MDL 661.9 million compared to the previous month, representing 32.7% of the total balance of deposits (Chart 3).

Chart 3. Bank deposits in December 2025⁷, MDL million

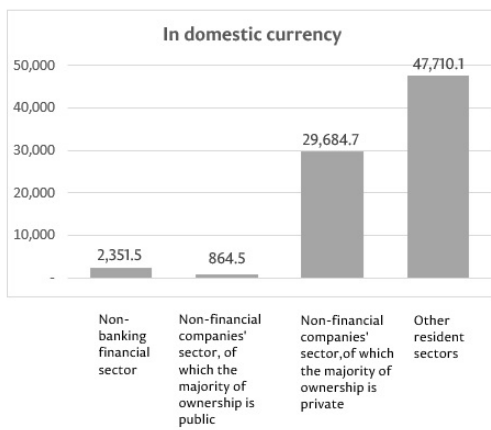


[3]

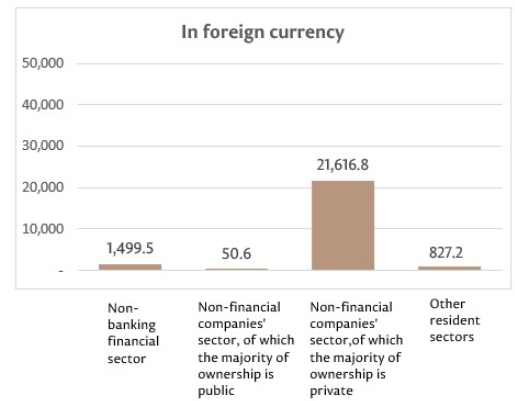
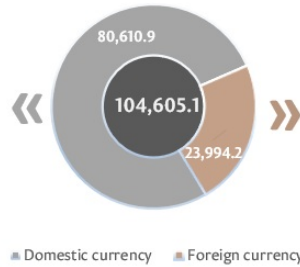
The balance of claims on the economy⁸ (Chart 4) amounted to MDL 104,605.1 million, increasing by MDL 2,009.8 million (+2.0%) compared to November 2025, as a result of the increase in both the claims on the economy in domestic currency by MDL 1,798.4 million (+2.3%) and claims on the economy in foreign currency (expressed in MDL) by MDL 211.4 million (+0.9%).

It should be noted that the balance of claims on the economy in foreign currency, expressed in EUR⁹, amounted to EUR 1,214.3 million in December 2025, increasing by EUR 6.5 million (+0.5%) compared to November 2025.

Chart 4. Claims on the economy in December 2025¹⁰, MDL million



Total claims on the economy



[4]

1. Broad monetary base includes money issued into circulation by the National Bank of Moldova (excluding cash in its own vault), bank reserves in domestic currency (held in correspondent accounts at the National Bank of Moldova), required reserves in foreign currency, banks' overnight deposits and sight deposits of other organizations at the National Bank of Moldova.
2. Currency in circulation M0 represents cash issued by the National Bank of Moldova, excluding cash held in the banks' vaults and the NBM vault.
3. Aggregate data may not match the sum of components due to mathematical rounding.
4. Money supply M1 includes currency in circulation M0 and residents' sight deposits in domestic currency.
5. Money supply M2 includes money aggregate M1, residents' term deposits in domestic currency and money market instruments.
6. Money supply M3 includes money supply M2 and residents' foreign currency deposits converted into MDL.
7. Deposits are broken down by institutional sectors in accordance with the Instruction on the procedure for compiling by licensed banks a monetary statistics report (Official Monitor of the Republic of Moldova No 206-215 of 2 January 2011). Other resident sectors include households (individuals, individuals performing an activity) and non-profit institutions serving households.
8. According to the IMF methodology, loans to non-residents, interbank loans, and loans to the Government of the Republic of Moldova are excluded from the total claims on the economy (including data from banks under liquidation).
9. Recalculation was performed using the official NBM exchange rate at the end of period.
10. Claims on national economy represent the claims of the banking system of the Republic of Moldova (including banks in the process of liquidation), in domestic and in foreign currencies, on the non-banking financial sector, non-financial commercial companies, as well as on other resident sectors. This indicator includes loans and borrowings (including amounts in arrears), debt securities, shares and other claims.

See also

Tags

[money supply](#) ^[5]

[monetary aggregates](#) ^[6]

[statistics](#) ^[7]

M0 ^[8]

M1 ^[9]

M2 ^[10]

M3 ^[11]

Source URL:

<http://www.bnm.md/en/content/evolution-monetary-indicators-december-2025>

Related links:

[1] http://www.bnm.md/files/Monetari_ro_Grafic-1_2025-12_1.png [2] http://www.bnm.md/files/Monetari_ro_Grafic-2_2025-12_1.png [3] http://www.bnm.md/files/Monetari_ro_Grafic-3_2025-12_1.png [4] http://www.bnm.md/files/Monetari_ro_Grafic-4_2025-12_1.png [5] [http://www.bnm.md/en/search?hashtags\[0\]=money supply](http://www.bnm.md/en/search?hashtags[0]=money%20supply) [6] [http://www.bnm.md/en/search?hashtags\[0\]=monetary aggregates](http://www.bnm.md/en/search?hashtags[0]=monetary%20aggregates) [7] [http://www.bnm.md/en/search?hashtags\[0\]=statistics](http://www.bnm.md/en/search?hashtags[0]=statistics) [8] [http://www.bnm.md/en/search?hashtags\[0\]=M0](http://www.bnm.md/en/search?hashtags[0]=M0) [9] [http://www.bnm.md/en/search?hashtags\[0\]=M1](http://www.bnm.md/en/search?hashtags[0]=M1) [10] [http://www.bnm.md/en/search?hashtags\[0\]=M2](http://www.bnm.md/en/search?hashtags[0]=M2) [11] [http://www.bnm.md/en/search?hashtags\[0\]=M3](http://www.bnm.md/en/search?hashtags[0]=M3)