

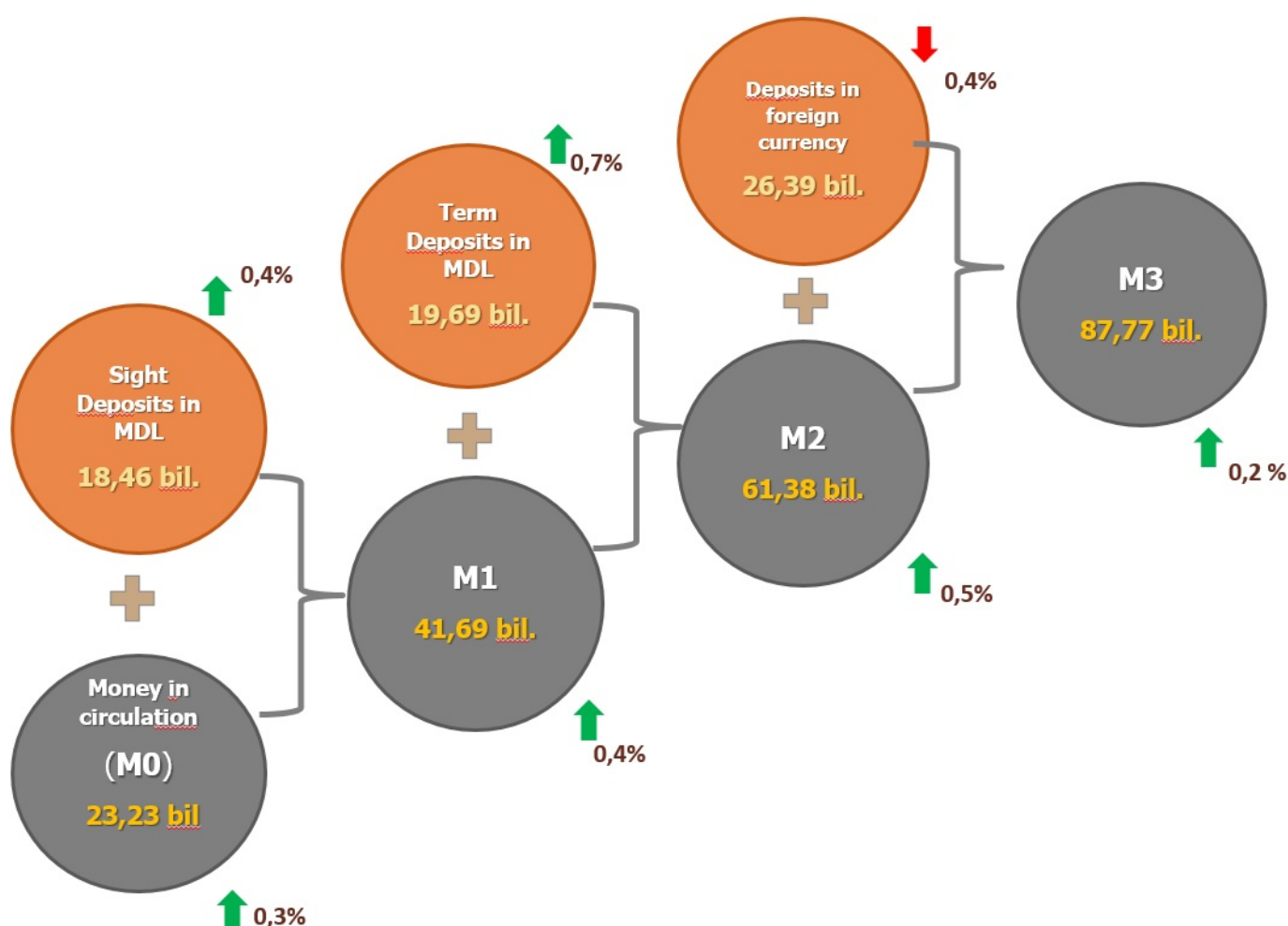
20.09.2019

Evolution of monetary indicators in August 2019

In August 2019, the monetary base¹ increased by MDL 83.8 million (0.2%) compared to the previous month and constituted MDL 45,737.5 million, which constitutes 17.1% more than in August 2018.

Chart1.

Evolution of money supply in August 2019 (compared to the previous month)



Money supply M0² (currency in circulation) increased by MDL 77.2 million or by 0.3% compared to July 2019 and totalled MDL 23,234.4 million, by 19.6% more than in August 2018 (Chart 1).

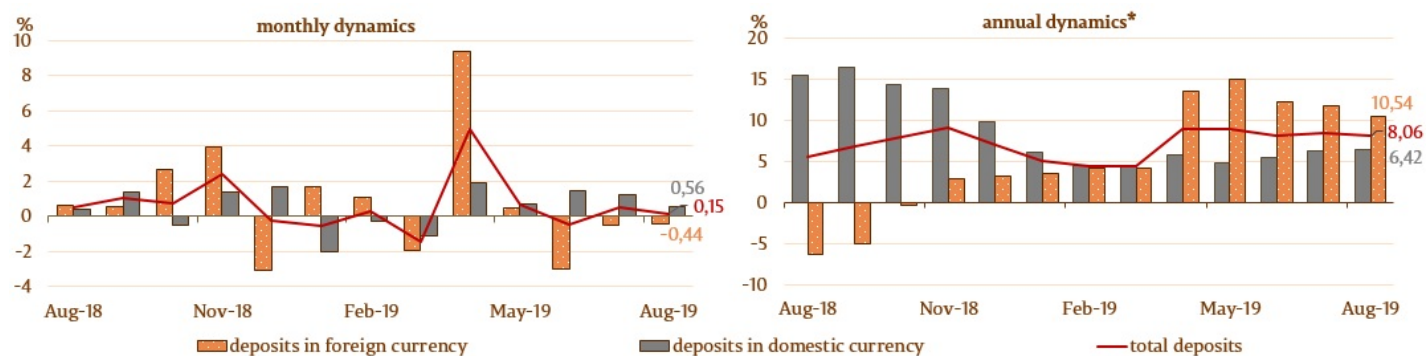
Money supply M1³ increased by MDL 157.7 million or by 0.4% compared to July and totalled MDL 41,692.7 million, by 17.4% more than in the same period of the previous year.

Money supply M2⁴ increased by MDL 288.4 million or by 0.5% compared to July and totalled MDL 61,383.2 million, by 11.1% higher than in the same period of the previous year.

Money supply M3⁵ increased by MDL 171.4 million (0.2%), being by 10.9% higher than in August 2018.

Chart 2.

Dynamics of deposits⁶,%



in domestic currency		the modification compared to	in foreign currency	
previous month	same period, 2018		previous month	same period, 2018
+0,56	+6,42	Total	-0,44	+10,54
-10,04	+15,83	Non-banking financial sector	+3,90	-34,23
+4,91	+1,33	Non-financial companies' sector, which majority ownership is public	-0,53	+18,20
+2,98	-4,18	Non-financial companies' sector, which majority ownership is private	-3,90	+18,65
-0,43	+11,68	Other resident sectors	+0,70	+9,56

* modification as compared to the similar period of the previous year.

The balance of domestic currency deposits increased by MDL 211.2 million and constituted MDL 38,148.8 million, accounting for a share of 59.1% of the total deposit balance, whereas the balance of foreign currency deposits (recalculated in MDL) decreased by MDL 117.1 million and accounted for a total of MDL 26,389.9 million, which constitutes a share of 40.9% (Chart 2).

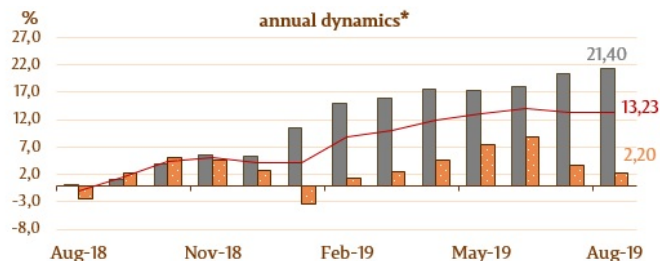
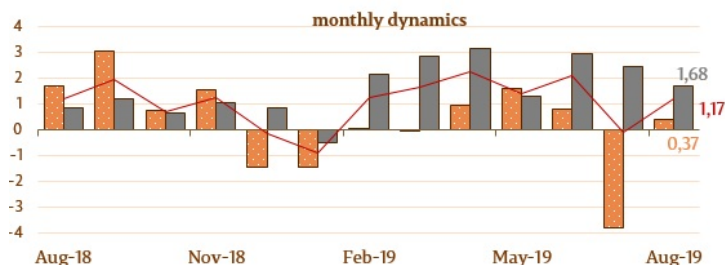
Balance of claims on the economy⁷ has increased in the reference month by MDL 501.6 million (1.2%) as a result of the rise in the domestic currency claims on economy by MDL 439.6 million (1.7%) and in the foreign currency claims (recalculated in MDL) by MDL 62.0 million (0.4%) (Chart 3).

It is worth mentioning, that claims on economy for foreign currency, expressed in USD, decreased during the reference period by USD 1.5 million (0.2%).

The growth of the balance of claims on economy for domestic currency was determined by the rise the balance of claims on the sector of non-financial commercial companies which majority ownership is private by MDL 25.7 million (0.2%), the balance of claims on the non-banking financial sector by MDL 22.6 million (3.0%) and the balance of claims on other resident sectors (including individuals) by MDL 481.4 million (3.7%), while the balance of claims on the sector of non-financial commercial companies, which majority ownership is public decreased by MDL 90.1 million (10.5%).

Chart 3.

Dynamics of claims on economy



in domestic currency		The modification compared to	in foreign currency	
previous month	same period, 2018		previous month	same period, 2018
+1,68	+21,40	Total	+0,37	+2,20
+3,03	+10,70	Non-banking financial sector	-0,88	+27,75
-10,45	-21,03	Non-financial companies' sector, which majority ownership is public	-3,70	-50,91
+0,22	+9,57	Non-financial companies' sector, which majority ownership is private	+0,44	+1,70
+3,66	+38,99	Other resident sectors	+2,53	+17,58
+3,29	+27,78	Consumer loans	+0,73	+88,10
+4,39	+68,90	Real estate loans	+5,21	+28,46

* modification as compared to the similar period of the precedent year.

The increase of the balance of claims on economy for foreign currency (expressed in MDL) was determined by the increase of the balance of claims on the sector of non-financial commercial companies which majority ownership is private by MDL 66.0 million (0.4%) and the balance of claims on other resident sectors (including individuals) by MDL 10.3 million (2.5%), while the balance of claims on the sector of non-financial commercial companies which majority ownership is public and the balance of claims on the non-banking financial sector decreased by MDL 6.0 million (3.7%) and by MDL 8.3 million (0.9%), respectively.

1. Broad monetary base includes cash money released by the National Bank of Moldova (except for cash in bank's vault), bank's reserves in MDL (held in correspondent accounts at the National Bank of Moldova), foreign currency obligatory reserves, overnight deposits of banks and sight deposits of other organisations at the National Bank of Moldova.
2. Money in circulation M0 represent cash released by the National Bank of Moldova, except for cash in bank's safes and in the vault of the National Bank of Moldova.
3. Money supply M1 includes money in circulation (M0) and sight deposits of residents in domestic currency.
4. Money supply M2 includes monetary aggregate (M1), term deposits of residents in domestic currency and money market instruments.
5. Money supply M3 includes money supply M2 and deposits of residents in foreign currency expressed in Moldovan lei
6. The deposits are structured on institutional sectors, under the Guidelines on the completion by licensed banks of the Report on monetary statistics (Official Monitor of the Republic of Moldova no.206-215 of 2 December 2011). Other resident sectors include the sectors of households (individuals, individuals conducting business) and non-profit institutions serving households.
7. According to the IMF methodology, the credits of non-residents, interbank credits and the credits issued by the Government of the Republic of Moldova have been excluded from the total claims on economy (including the interest rate calculated for the credits of banks under liquidation).

Vezi și

Tag-uri

M0 ^[2]

M1 ^[3]

M2 ^[4]

M3 ^[5]

money supply ^[6]

monetary aggregates ^[7]

monetary indicators ^[8]

Sursa URL:

<http://www.bnm.md/ro/node/59555>

Legături conexe:

[1] <http://www.bnm.md/bdi/pages/reports/dpmc/DPMC3.xhtml?id=0&lang=en> [2] [http://www.bnm.md/ro/search?hashtags\[0\]=M0](http://www.bnm.md/ro/search?hashtags[0]=M0) [3] [http://www.bnm.md/ro/search?hashtags\[0\]=M1](http://www.bnm.md/ro/search?hashtags[0]=M1) [4] [http://www.bnm.md/ro/search?hashtags\[0\]=M2](http://www.bnm.md/ro/search?hashtags[0]=M2) [5] [http://www.bnm.md/ro/search?hashtags\[0\]=M3](http://www.bnm.md/ro/search?hashtags[0]=M3) [6] [http://www.bnm.md/ro/search?hashtags\[0\]=money supply](http://www.bnm.md/ro/search?hashtags[0]=money supply) [7] [http://www.bnm.md/ro/search?hashtags\[0\]=monetary aggregates](http://www.bnm.md/ro/search?hashtags[0]=monetary aggregates) [8] [http://www.bnm.md/ro/search?hashtags\[0\]=monetary indicators](http://www.bnm.md/ro/search?hashtags[0]=monetary indicators)