

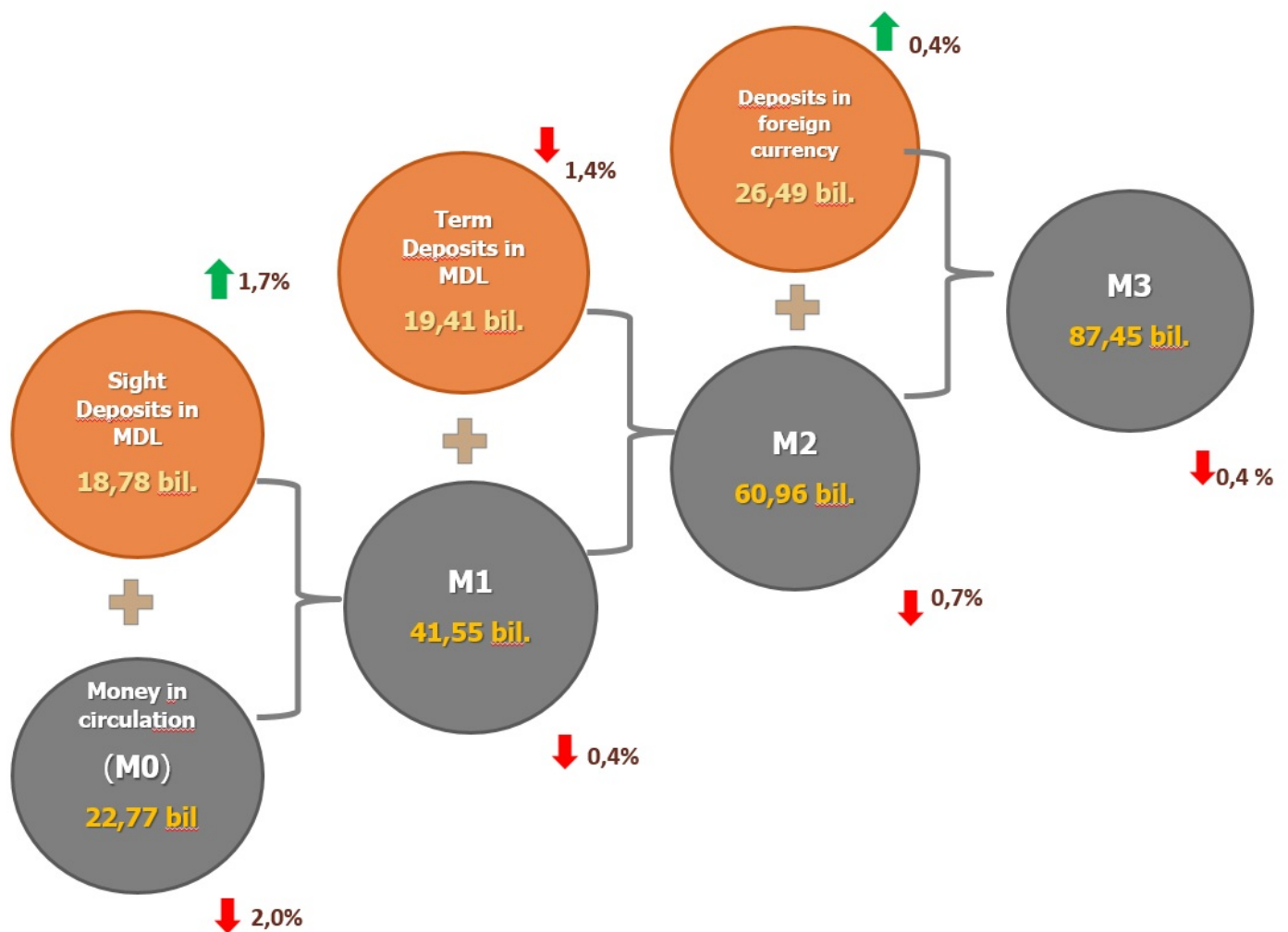
18.10.2019

Evolution of monetary indicators in September 2019

In September 2019, the monetary base¹ decreased by MDL 100,5 million (0.2%) compared to the previous month and constituted MDL 45,637.0 million, which constitutes 12.1% more than in September 2018.

Chart 1.

Evolution of money supply in September 2019 compared to the previous month



Money supply M0² (currency in circulation) decreased by MDL 468.6 million or by 2.0% compared to the previous month and totalled MDL 22,765.8 million, by 14.9% more than in September 2018 (Chart 1).

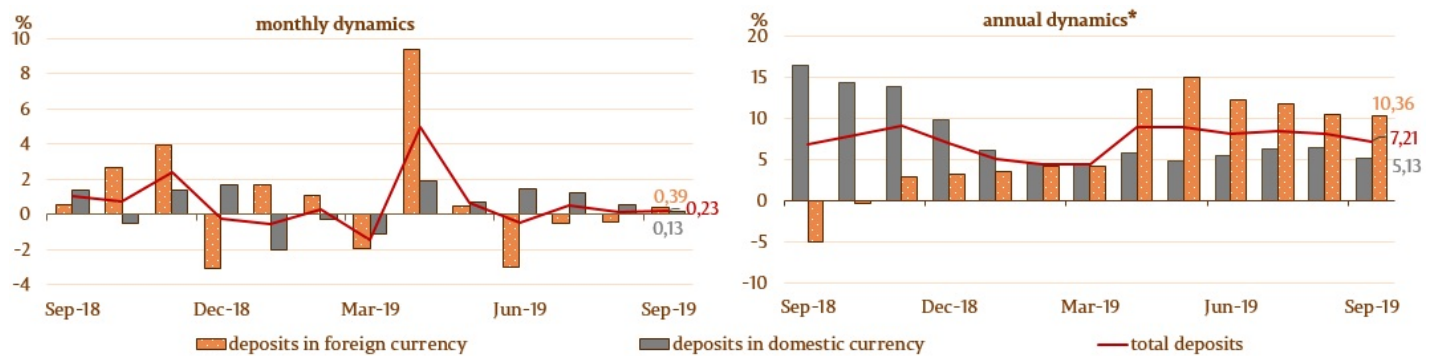
Money supply M1³ decreased by MDL 147.2 million or by 0.4% compared to August and totalled MDL 41,545.5 million, by 15.3% more than in the same period of the previous year.

Money supply M2⁴ decreased by MDL 419.8 million or by 0.7% compared to August and totalled MDL 60,963.4 million, by 8.6% more than in the same period of the previous year.

Money supply M3⁵ decreased by MDL 318.2 million (0.4%), representing 9.1% more than in September 2018.

Chart 2.

Dynamics of deposits⁶,%



in domestic currency		the modification compared to	in foreign currency	
previous month	same period, 2018		previous month	same period, 2018
+0,13	+5,13	Total	+0,39	+10,36
+1,46	-1,43	Non-banking financial sector	-1,09	-27,52
-0,78	-2,22	Non-financial companies' sector, which majority ownership is public	+26,90	+26,12
-0,73	-7,00	Non-financial companies' sector, which majority ownership is private	+0,71	+26,70
+0,51	+11,74	Other resident sectors	-0,39	+6,49

* modification as compared to the similar period of the previous year.

The balance of domestic currency deposits increased by MDL 48.8 million and constituted MDL 38,197.6 million, accounting for a share of 59.0% of the total balance of deposits, whereas the balance of foreign currency deposits (recalculated in MDL) increased by MDL 101.6 million and accounted for a total of MDL 26,491.6 million, which constitutes a share of 41.0% (Chart 2).

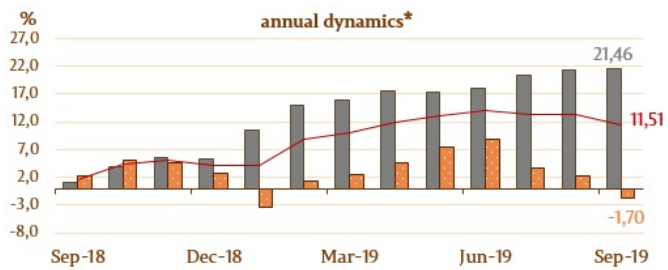
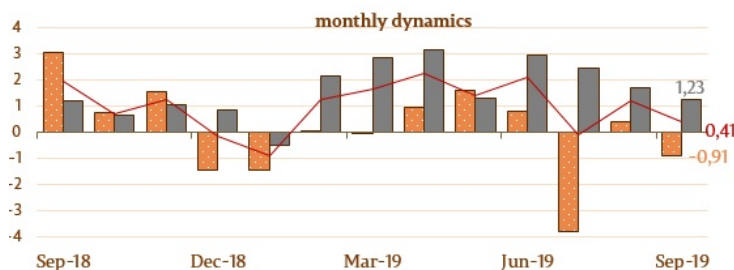
Balance of claims on the economy⁷ has increased in the reference month by MDL 175.9 million (0.4%) following the increase of claims on economy for domestic currency by MDL 326.9 million (1.2%), whereas the claims for foreign currency (expressed in MDL) decreased by MDL 151.0 million (0.9%) (Chart 3).

It should be mentioned, that claims on economy for foreign currency, expressed in USD, decreased during the reference period by USD 3.3 million (0.4%).

The growth of the balance of claims on economy for domestic currency was determined by the increase of balance of claims on the sector of non-financial commercial companies which majority ownership is private totalling MDL 94.3 million (0.8%) and the balance of claims on the other resident sectors (including individuals) by MDL 338.8 million (2.5%), whereas the balance of claims on the sector of non-financial commercial companies which majority ownership is public and the balance of claims on the non-banking financial sector decreased by MDL 2.7 million (0.4%) and by MDL 103.5 million (13.5%), respectively.

Chart 3.

Dynamics of claims on economy



in domestic currency		The modification compared to	in foreign currency	
previous month	same period, 2018		previous month	same period, 2018
+1,23	+21,46	Total	-0,91	-1,70
-13,47	-4,94	Non-banking financial sector	-2,96	+19,39
-0,35	-23,42	Non-financial companies' sector, which majority ownership is public	+4,66	-42,25
+0,82	+10,21	Non-financial companies' sector, which majority ownership is private	-0,91	-2,42
+2,48	+39,59	Other resident sectors	+1,80	+15,70
+2,32	+28,64	Consumer loans	-4,14	+49,78
+3,90	+68,94	Real estate loans	+1,83	+26,12

* modification as compared to the similar period of the previous year.

The evolution of the balance of claims on the economy in foreign currency (expressed in MDL) was influenced by the decrease of balance of claims on the non-financial commercial companies which majority ownership is private by MDL 138.0 million (0.9%) and the balance of claims on the non-banking financial sector by MDL 27.7 million (3.0%), whereas the balance of claims on the non-financial commercial companies which majority ownership is public and the balance of claims on the other resident sectors (including individuals) increased by MDL 7.2 million (4.7%) and by MDL 7.5 million (1.8%), respectively.

- Broad monetary base includes cash money released by the National Bank of Moldova (except for cash in bank's vault), bank's reserves in MDL (held in correspondent accounts at the National Bank of Moldova), foreign currency obligatory reserves, overnight deposits of banks and sight deposits of other organisations at the National Bank of Moldova.
- Money in circulation M0 represent cash released by the National Bank of Moldova, except for cash in bank's safes and in the vault of the National Bank of Moldova.
- Money supply M1 includes money in circulation (M0) and sight deposits of residents in domestic currency.
- Money supply M2 includes monetary aggregate (M1), term deposits of residents in domestic currency and money market instruments.
- Money supply M3 includes money supply M2 and deposits of residents in foreign currency expressed in Moldovan lei
- The deposits are structured on institutional sectors, under the Guidelines on the completion by licensed banks of the Report on monetary statistics (Official Monitor of the Republic of Moldova no.206-215 of 2 December 2011). Other resident sectors include the sectors of households (individuals, individuals conducting business) and non-profit institutions serving households.
- According to the IMF methodology, the credits of non-residents, interbank credits and the credits issued by the Government of the Republic of Moldova have been excluded from the total claims on economy (including the interest rate calculated for the credits of banks under liquidation).

Vezi și

Tag-uri

M0 ^[2]

M1 ^[3]

M2 ^[4]

M3 ^[5]

money supply ^[6]

monetary aggregates ^[7]

monetary indicators ^[8]

Sursa URL:

<http://www.bnm.md/ro/node/59734>

Legături conexe:

[1] <http://www.bnm.md/bdi/pages/reports/dpmc/DPMC3.xhtml?id=0&lang=en> [2] [http://www.bnm.md/ro/search?hashtags\[0\]=M0](http://www.bnm.md/ro/search?hashtags[0]=M0) [3] [http://www.bnm.md/ro/search?hashtags\[0\]=M1](http://www.bnm.md/ro/search?hashtags[0]=M1) [4] [http://www.bnm.md/ro/search?hashtags\[0\]=M2](http://www.bnm.md/ro/search?hashtags[0]=M2) [5] [http://www.bnm.md/ro/search?hashtags\[0\]=M3](http://www.bnm.md/ro/search?hashtags[0]=M3) [6] [http://www.bnm.md/ro/search?hashtags\[0\]=money supply](http://www.bnm.md/ro/search?hashtags[0]=money supply) [7] [http://www.bnm.md/ro/search?hashtags\[0\]=monetary aggregates](http://www.bnm.md/ro/search?hashtags[0]=monetary aggregates) [8] [http://www.bnm.md/ro/search?hashtags\[0\]=monetary indicators](http://www.bnm.md/ro/search?hashtags[0]=monetary indicators)