




 Statistică

Extinde Ascunde

 Comunicate
  Publicații
  Press room

31.12.2019

External debt at the end of quarter III 2019 (preliminary data)

External debt at the end of quarter III 2019 (preliminary data) ⁽¹⁾

The gross external debt of the Republic of Moldova totaled US\$ 7 316,99 million at the end of quarter III 2019, down by 2,0% as compared to the end of 2018.

Gross external debt of the Republic of Moldova, at period-end (US\$ million)

	I 2018	II 2018	III 2018	IV 2018	I 2019*	II 2019*	III 2019
General government	1 729,45	1 689,35	1 703,58	1 706,36	1 656,51	1 721,47	1 665,90
Short-term	0,91	0,36	0,24	0,24	0,24	0,16	0,19
Long-term	1 728,54	1 688,99	1 703,34	1 706,12	1 656,27	1 721,31	1 665,71
Central bank	249,24	250,39	231,05	217,80	200,97	190,52	188,64
Long-term	249,24	250,39	231,05	217,80	200,97	190,52	188,64
Deposit-taking corporations except central bank	522,56	441,83	407,13	385,60	316,57	320,16	284,53
Short-term	369,16	293,64	262,58	228,73	167,58	172,44	166,34
Long-term	153,40	148,19	144,55	156,87	148,99	147,72	118,19
Other sectors	2 882,89	2 888,20	3 089,77	3 218,24	3 263,46	3 178,36	3 215,92
Short-term	1 473,45	1 477,70	1 625,77	1 743,21	1 782,59	1 692,99	1 706,25
Long-term	1 409,44	1 410,50	1 464,00	1 475,03	1 480,87	1 485,37	1 509,67
Other financial corporations	149,65	152,93	160,03	169,80	184,28	197,24	216,46
Short-term	4,97	5,74	5,87	6,70	6,76	5,74	5,70
Long-term	144,68	147,19	154,16	163,10	177,52	191,50	210,76

Nonfinancial corporations	2 700,36	2 702,42	2 897,21	3 016,25	3 046,99	2 943,65	2 961,99
Short-term	1 467,97	1 471,54	1 619,65	1 736,34	1 775,66	1 687,08	1 700,38
Long-term	1 232,39	1 230,88	1 277,56	1 279,91	1 271,33	1 256,57	1 261,61
Households and NPISHs**	32,88	32,85	32,53	32,19	32,19	37,47	37,47
Short-term	0,51	0,42	0,25	0,17	0,17	0,17	0,17
Long-term	32,37	32,43	32,28	32,02	32,02	37,30	37,30
Direct investment: intercompany lending	1 882,54	1 876,20	1 894,11	1 936,65	1 940,04	1 929,86	1 962,00
Short-term	160,15	161,25	178,67	195,84	201,48	191,68	193,95
Long-term	1 722,39	1 714,95	1 715,44	1 740,81	1 738,56	1 738,18	1 768,05
TOTAL	7 266,68	7 145,97	7 325,64	7 464,65	7 377,55	7 340,37	7 316,99

* revised data

** NPISHs - nonprofit institutions serving households

Time series in the Interactive database:

[External debt](#) ^[2]

Vezi și

Tag-uri

[statistics](#) ^[3]

[external debt](#) ^[4]

[public external debt](#) ^[5]

[loans](#) ^[6]

Sursa URL:

<http://www.bnm.md/ro/node/60030>

Legături conexe:

[1] http://www.bnm.md/files/DE_2019_q3_en.pdf [2] <http://www.bnm.md/bdi/pages/reports/dbp/DBP18.xhtml?&lang=en> [3] [http://www.bnm.md/ro/search?hashtags\[0\]=statistics](http://www.bnm.md/ro/search?hashtags[0]=statistics) [4] [http://www.bnm.md/ro/search?hashtags\[0\]=external debt](http://www.bnm.md/ro/search?hashtags[0]=external%20debt) [5] [http://www.bnm.md/ro/search?hashtags\[0\]=public external debt](http://www.bnm.md/ro/search?hashtags[0]=public%20external%20debt) [6] [http://www.bnm.md/ro/search?hashtags\[0\]=loans](http://www.bnm.md/ro/search?hashtags[0]=loans)