



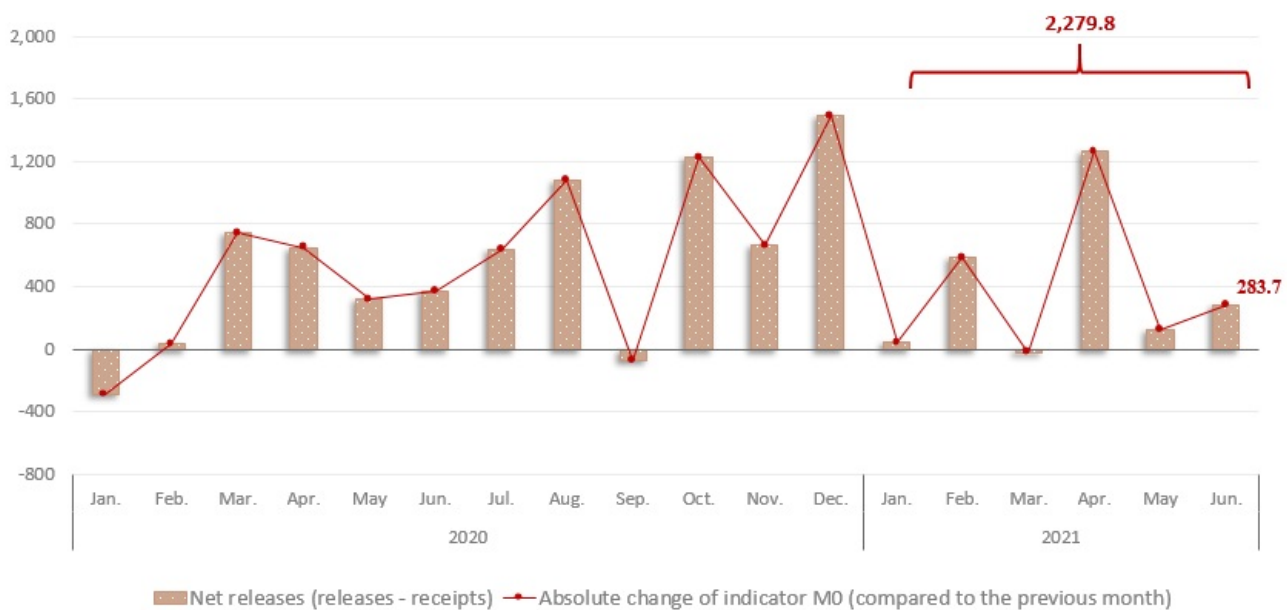
20.07.2021

## Analysis of the volume of cash operations in domestic currency for January - June 2021

In June 2021, the currency in circulation (M0)<sup>1</sup> amounted to MDL 32,098.7 million, increasing by MDL 2,279.8 million (7.6%) compared to December 2020 (chart no. 1) as a result of exceeding of the volume of cumulative releases over the volume of cumulative receipts per banking system by MDL 2,279.9 million<sup>2</sup> in period January – June 2021.

Chart no. 1.

### Correlation of the M0 indicator with the volume of cash operations on the banking system, million MDL

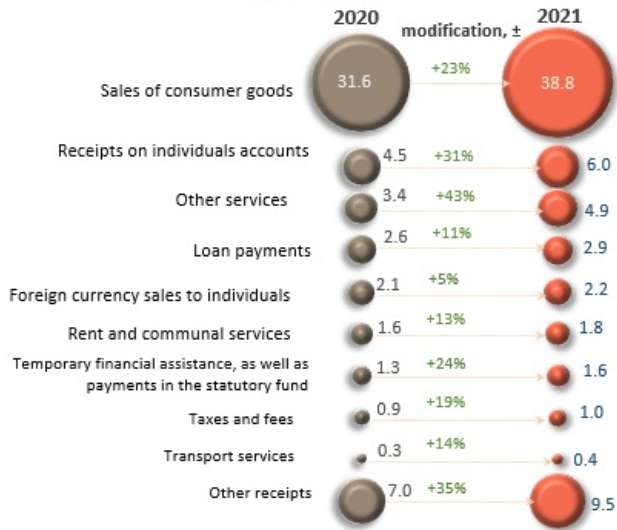


During January - June 2021, the volume of cash receipts increased by 24.7% compared to the similar period of the previous year and amounted to MDL 68,978.5 million. The increase in the volume of cash receipts was mainly determined by the increase by 22.9% of the receipts from the sale of consumer goods (regardless of the sales channel), which have the largest share (56.3%) of total volume of receipts (Chart no. 2). This evolution was supported by the increase of practically all sources of cash receipts.

Chart no. 2.

### Main sources of cash receipts in licensed banks vaults and their monthly dynamics

### Main sources of cash receipts, cumulative January - June, billion MDL



### Monthly dynamics of cash receipts, billion MDL



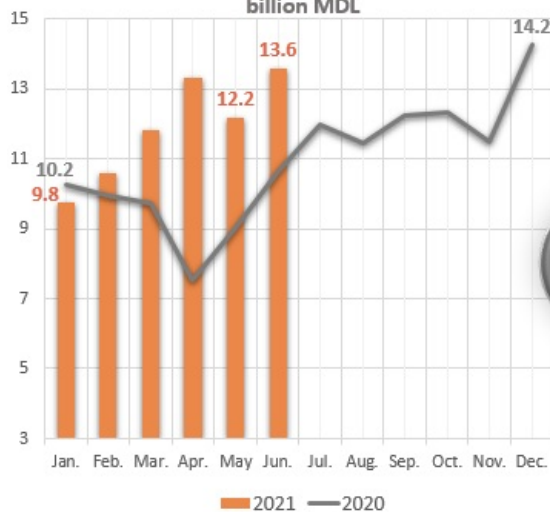
At the same time, in June 2021, the volume of receipts amounted MDL 13,286.9 million (+10.2% compared to May 2021 and +28.9% compared to June 2020).

The volume of cash releases from licensed banks vaults in January-June 2021 increased by 24.7% compared to the same period of the previous year and amounted MDL 71,258.5 million (Chart no. 3).

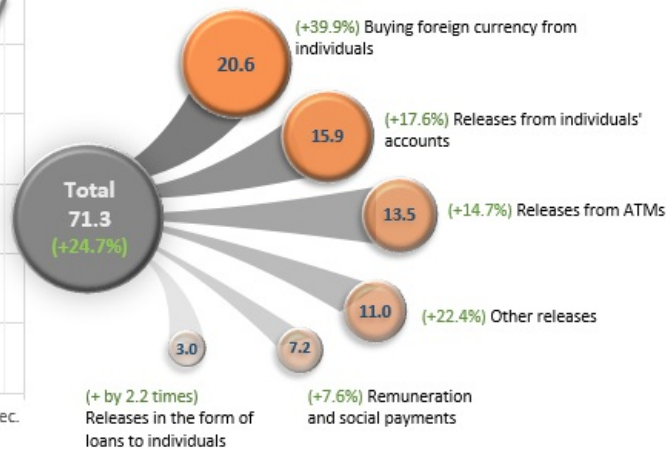
Chart no. 3.

### Main purposes of cash releases from licensed banks vaults and their monthly dynamics

#### Monthly dynamics of cash releases, billion MDL



#### Purposes of releases, cumulative January - June 2021, billion MDL



This change was mainly determined by the increase of the releases to purchase foreign currencies from individuals by MDL 5,874.9 million (39.9%), amounting to MDL 20,585.9 million (the equivalent of USD 1165.6 million<sup>3</sup>). Their share increased by 3.1 percentage points and accounted for 28.9% of the total volume of cash release.

At the same time, the releases from individuals<sup>4</sup> accounts increased by 17.6%, amounting to MDL 15,929.1 million, which represents 22.4% of the total releases volume.

It should be noted, that releases from ATMs had a significant share of 19.0% of total releases and increased in January – June 2021 by 14.7% compared to the same period of the previous year.

In June, the volume of cash releases amounted to MDL 13,570.6 million, more by MDL 283.7 million than the volume of receipts. Compared to May 2021, cash releases increased by MDL 1,384.5 million or by 11.4%.

[1]

[Instruction on the compilation by banks of the Report on the volume of cash operations](#) [2]

- 
1. Currency in circulation (M0) represent circulating cash issued by the National Bank of Moldova, except for cash in banks and NBM vault
  2. The volume of cash operations includes transactions with commemorative coins
  3. Recalculated using the official average exchange rate
  4. Current, deposit and card accounts are included

Vezi și

Tag-uri

[cash operations in the national currency](#) [3]

[cash operations](#) [4]

[the currency in circulation](#) [5]

[The analysis of cash operations](#) [6]

[volume of cumulative release](#) [7]

[volume of cumulative receipts](#) [8]

---

**Sursa URL:**

<http://www.bnm.md/ro/node/62607>

**Legături conexe:**

[1] [http://www.bnm.md/files/anexa\\_eng\(3\).xlsx](http://www.bnm.md/files/anexa_eng(3).xlsx) [2] <http://www.bnm.md/ro/content/instructiunea-cu-privire-la-modul-de-intocmire-de-catre-banci-raportului-privind-volumul> [3] [http://www.bnm.md/ro/search?hashtags\[0\]=cash operations in the national currency](http://www.bnm.md/ro/search?hashtags[0]=cash%20operations%20in%20the%20national%20currency) [4] [http://www.bnm.md/ro/search?hashtags\[0\]=cash operations](http://www.bnm.md/ro/search?hashtags[0]=cash%20operations) [5] [http://www.bnm.md/ro/search?hashtags\[0\]=the currency in circulation](http://www.bnm.md/ro/search?hashtags[0]=the%20currency%20in%20circulation) [6] [http://www.bnm.md/ro/search?hashtags\[0\]=The analysis of cash operations](http://www.bnm.md/ro/search?hashtags[0]=The%20analysis%20of%20cash%20operations) [7] [http://www.bnm.md/ro/search?hashtags\[0\]=volume of cumulative release](http://www.bnm.md/ro/search?hashtags[0]=volume%20of%20cumulative%20release) [8] [http://www.bnm.md/ro/search?hashtags\[0\]=volume of cumulative receipts](http://www.bnm.md/ro/search?hashtags[0]=volume%20of%20cumulative%20receipts)