



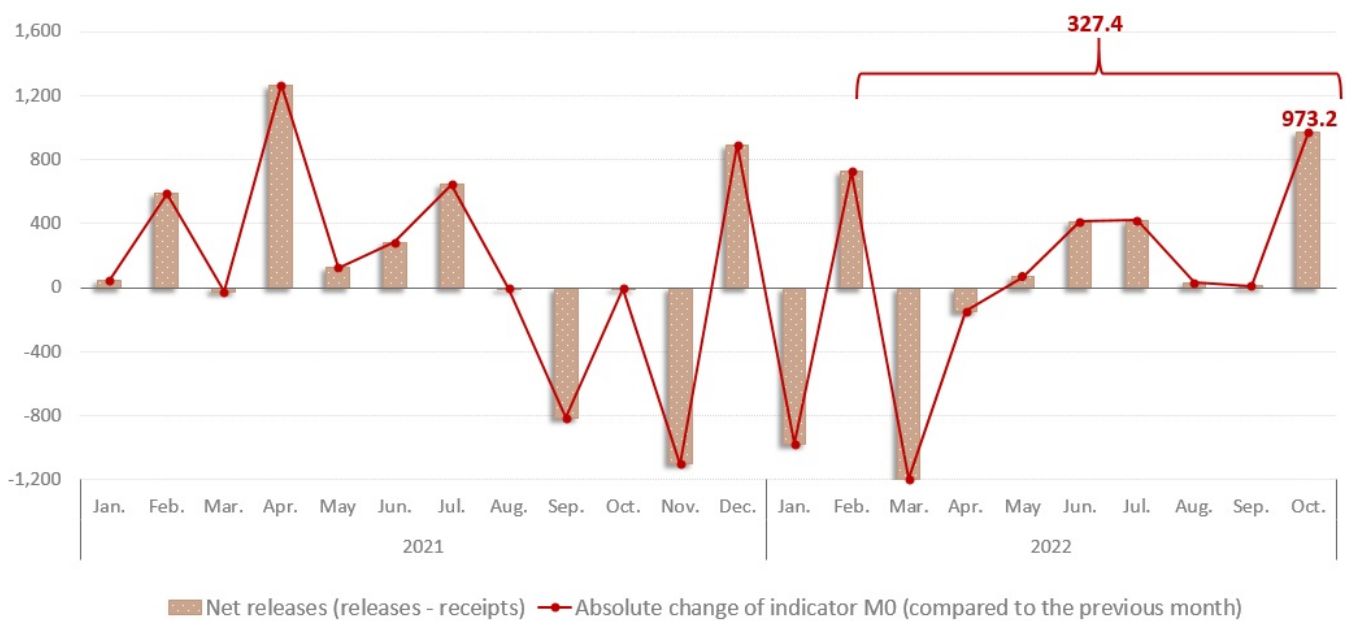
18.11.2022

Analysis of the volume of cash operations in domestic currency for January – October 2022

In October 2022, the currency in circulation (M0)¹ amounted to MDL 32,038.9 million, increasing by MDL 327.4 million (1.0%) compared to December 2021 (Chart 1) due to exceeding of the volume of cumulative receipts over the volume of cumulative releases per banking system² by MDL 327.6 million in the period of January – October 2022.

Chart 1.

Correlation of M0 indicator with volume of cash operations, million MDL



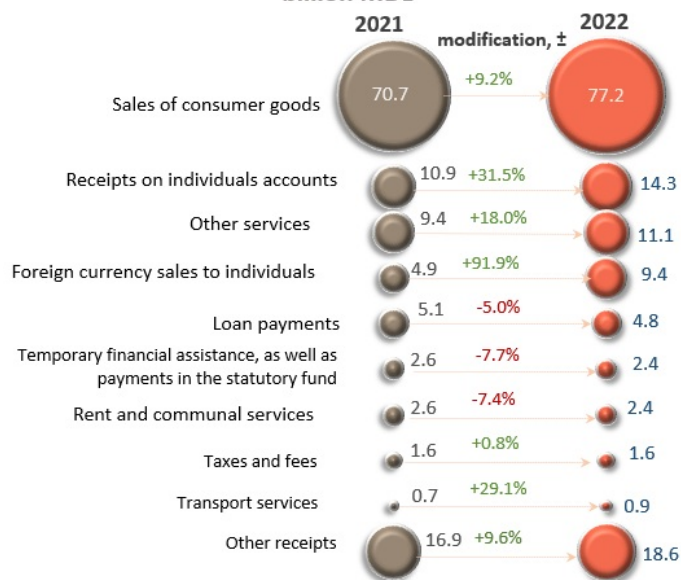
During January – October 2022, the volume of cash receipts increased by 13.8% compared to the similar period of the previous year and amounted to MDL 142,707.3 million. The increase in the volume of cash receipts was mainly determined by the increase by 9.2% of the receipts from the sale of consumer goods (regardless of the sales channel), which have the largest share (54.1%) in the volume of total receipts (Chart 2). At the same time, the volume of receipts from the sale of foreign currency to individuals increased by 91.9%, amounting to MDL 9,447.2 million (the equivalent of USD 502.0 million³).

This evolution was supported by most sources with a major share in cash receipts.

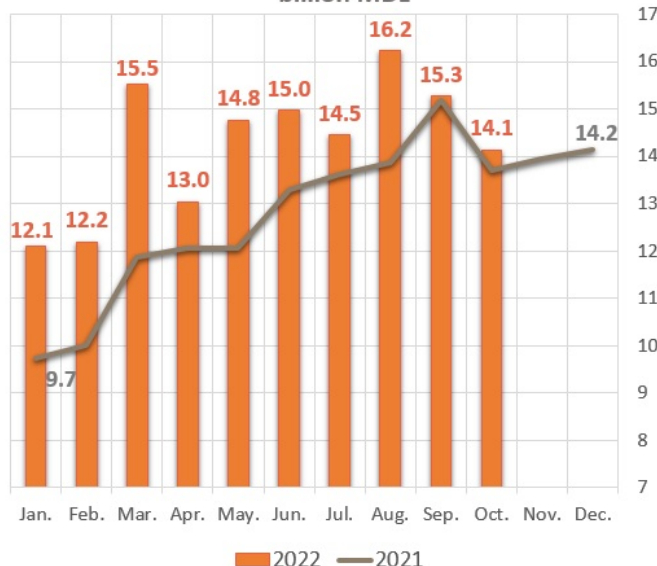
Chart 2.

Main sources of cash receipts in licensed banks vaults and their monthly dynamics

Main sources of cash receipts, cumulative January- October, billion MDL



Monthly dynamics of cash receipts, billion MDL



At the same time, in October 2022, the volume of cash receipts amounted to MDL 14,137.8 million (-7.5% compared to September 2022 and +3.2% compared to October 2021).

The volume of cash releases from licensed banks vaults in January-October 2022 increased by 12.2% compared to the similar period of the previous year and amounted to MDL 143,034.8 million (Chart 3).

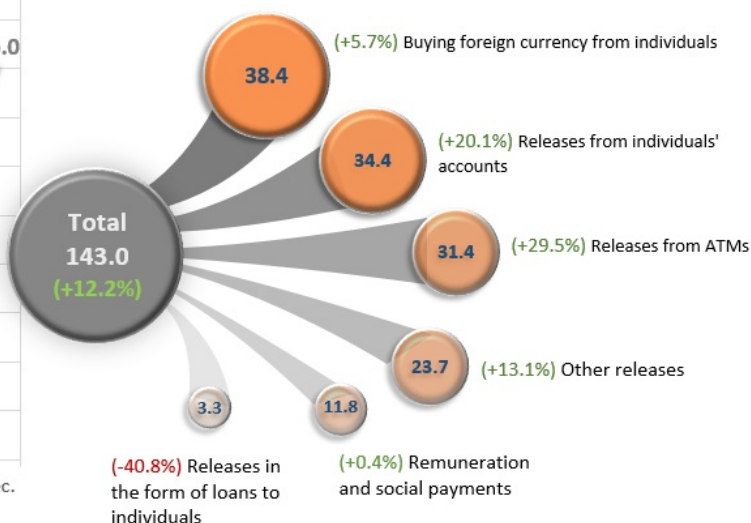
Chart 3.

Main purposes of cash releases from licensed banks vaults and their monthly dynamics⁴

Monthly dynamics of cash releases, billion MDL



Purposes of releases, cumulative January- October 2022, billion MDL



This increase was mainly determined by releases from ATM with a significant share of 22.0% of the total volume of cash releases, which increased in January-October 2022 by MDL 7,158.9 million (or +29.5%) as compared to the similar period of the previous year as well as the volume of releases from individuals' accounts⁵, which amounted to MDL 34,389.6 million that represents 24.0% of the total volume of cash releases registering an increase of MDL 5,761.0 million (or +20.1%).

The purchase of currency from individuals constituted MDL 38,401.1 million (equivalent to USD⁶ 2.040.4 million), having a share of 26.8% of the total volume of cash releases.

In October 2022, the volume of cash releases amounted to MDL 15,110.9 million, which is more than the volume of cash receipts by MDL 973.2 million. Compared to September 2022, cash releases decreased by MDL 180.0 million or by 1.2%.

[1]

[Instruction on the compilation by banks of the Report on the volume of cash operations](#) [2]

1. Currency in circulation (M0) represents circulating cash issued by the National Bank of Moldova, except for cash in banks and NBM vault
2. Volume of cash operations includes transactions with commemorative coins.
3. Recalculated using the official average exchange rate calculated for that period.
4. Aggregate data may not correspond exactly to the sum of the components due to mathematical rounding.
5. Current, deposit and card accounts are included
6. Recalculated using the official average exchange rate.

Vezi și

Tag-uri

[volumul operațiunilor de casă](#) [3]

[evoluția volumului operațiunilor de casă](#) [4]

[operațiunile de casa](#) [5]

[evolutia volumului operatiunilor de casa](#) [6]

[volumul eliberărilor](#) [7]

[volumul încasărilor](#) [8]

[încasările de numerar](#) [9]

[volumul eliberările de numerar](#) [10]

Sursa URL:

<http://www.bnm.md/ro/node/64582>

Legături conexe:

[1] http://www.bnm.md/files/anexa_eng_10_1.xls [2] <https://www.bnm.md/ro/content/instructiunea-cu-privire-la-modul-de-intocmire-de-catre-banci-raportului-privind-volumul> [3] [http://www.bnm.md/ro/search?hashtags\[0\]=volumul operațiunilor de casă](http://www.bnm.md/ro/search?hashtags[0]=volumul%20opera%C7%A2iunilor%20de%20cas%C4%82) [4] [http://www.bnm.md/ro/search?hashtags\[0\]=evoluția volumului operațiunilor de casă](http://www.bnm.md/ro/search?hashtags[0]=evolu%C7%A2ia%20volumului%20opera%C7%A2iunilor%20de%20cas%C4%82) [5] [http://www.bnm.md/ro/search?hashtags\[0\]=operatiunile de casa](http://www.bnm.md/ro/search?hashtags[0]=operatiunile%20de%20casa) [6] [http://www.bnm.md/ro/search?hashtags\[0\]=evolutia volumului operatiunilor de casa](http://www.bnm.md/ro/search?hashtags[0]=evolutia%20volumului%20operatiunilor%20de%20casa) [7] [http://www.bnm.md/ro/search?hashtags\[0\]=volumul eliberărilor](http://www.bnm.md/ro/search?hashtags[0]=volumul%20eliber%C4%82rilor) [8] [http://www.bnm.md/ro/search?hashtags\[0\]=volumul încasărilor](http://www.bnm.md/ro/search?hashtags[0]=volumul%20%C4%82ncas%C4%82rilor) [9] [http://www.bnm.md/ro/search?hashtags\[0\]=încasările de numerar](http://www.bnm.md/ro/search?hashtags[0]=%C4%82ncas%C4%82rile%20de%20numerar) [10] [http://www.bnm.md/ro/search?hashtags\[0\]=volumul eliberările de numerar](http://www.bnm.md/ro/search?hashtags[0]=volumul%20eliber%C4%82rile%20de%20numerar)