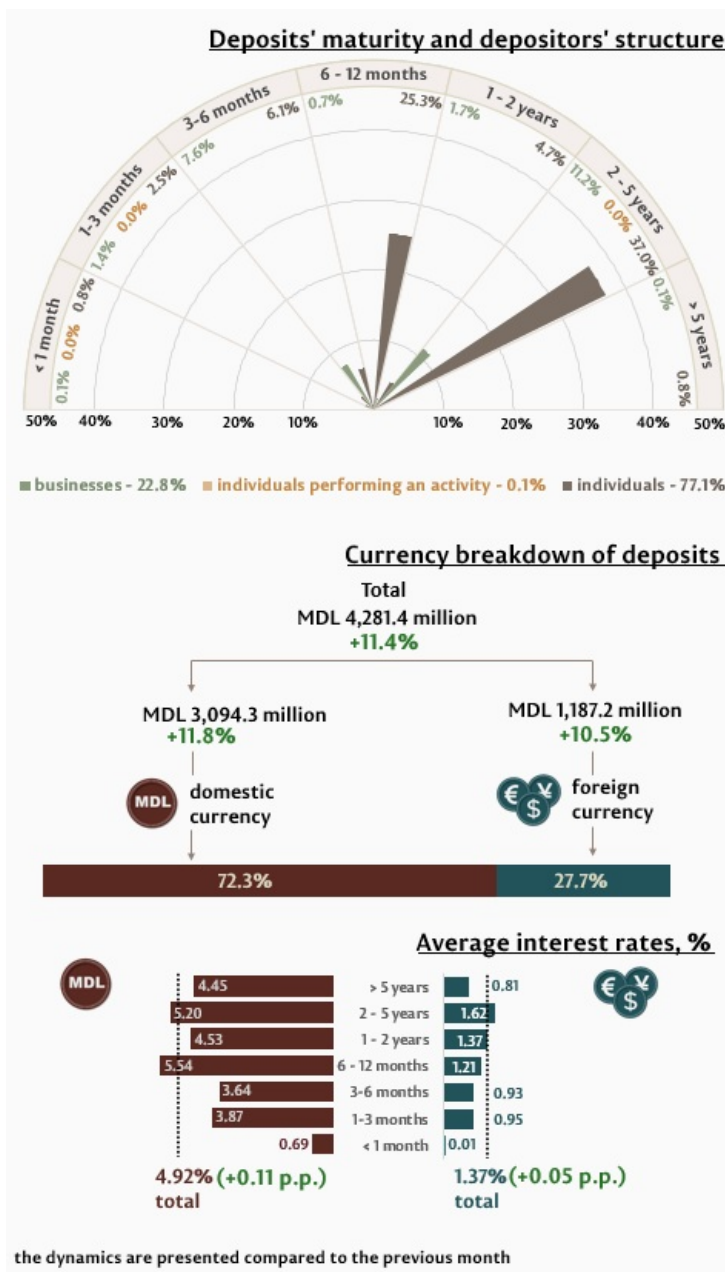


29.09.2025

Developments in DEPOSITS market in August 2025

New term deposits attracted¹ in August 2025 totalled MDL 4,281.4 million, increasing by 11.4% as compared to July 2025 (Infographic 1). Deposits attracted in domestic currency recorded a share of 72.3% and totalled MDL 3,094.3 million, increasing by 11.8% as compared to the previous month. Deposits attracted in foreign currency totalled MDL 1 187.2 million, being 10.5% higher than in the previous month.

Infographic 1. **New deposits attracted**



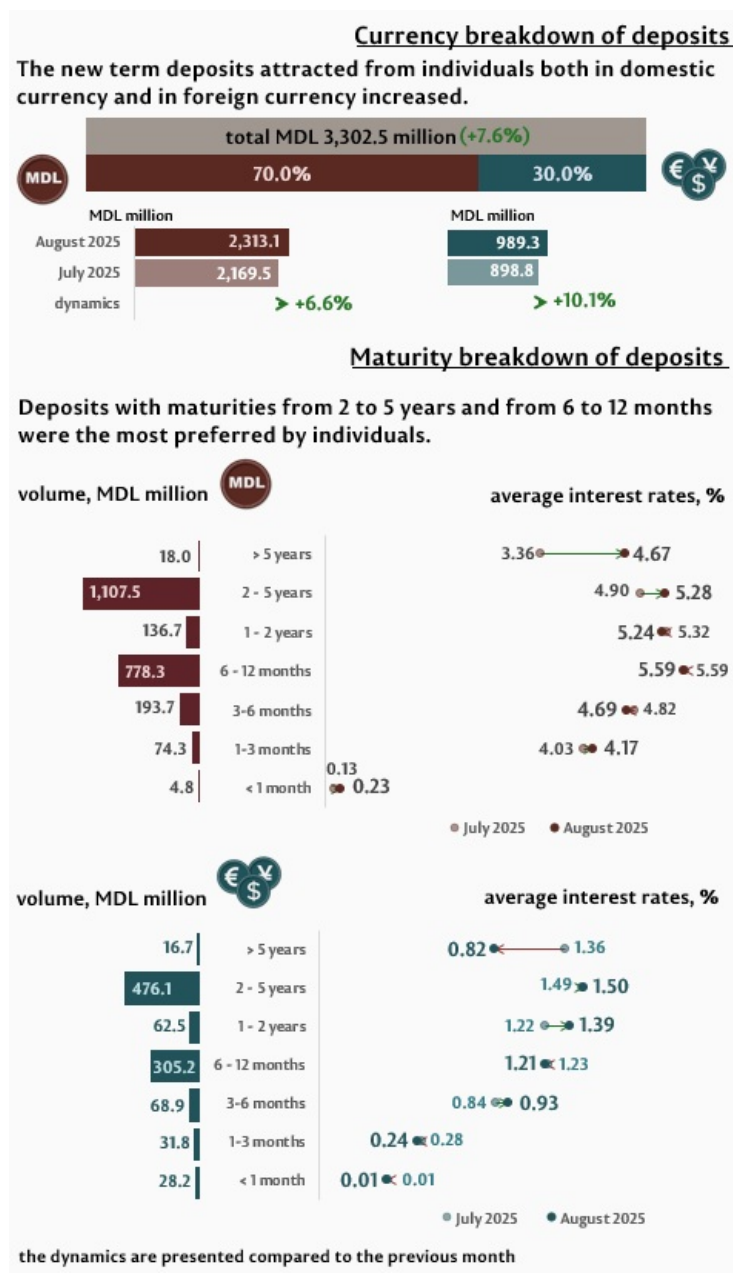
The average nominal interest rate on domestic currency deposits increased by 0.11 percentage points (p.p.) as compared to the previous month, reaching the value of 4.92%. The average nominal interest rate on foreign currency deposits

increased by 0.05 p.p. to 1.37%.

In terms of deposits' maturity, the largest shares of total term deposits were held by deposits with maturities from 2 to 5 years (48.2%) and from 6 to 12 months (26.0%).

In August 2025, individuals' deposits amounted to MDL 3,302.5 million, increasing by 7.6% as compared to the previous month (Infographic 2). Deposits with maturities from 2 to 5 years and from 6 to 12 months were the most preferred, representing 48.0% and 32.8% of individuals' total deposits, respectively. Compared to August 2024, individuals' deposits in the domestic currency increased by 46.8%, while those in foreign currency – by 3.4%.

Infographic 2. Individuals' new term deposits



[2]

The average interest rate on deposits attracted in domestic currency from individuals increased by 0.19 p.p. as compared to the previous month, reaching the value of 5.28%. The average interest rate on foreign currency deposits increased by 0.07 p.p. to 1.27%.

In August 2025, businesses' new term deposits totalled MDL 975.6 million, increasing by 31.9% as compared to the previous month. Deposits in domestic currency amounted to MDL 778.0 million (+37.9%), while those in foreign currency – MDL 197.7 million (+12.6%). Compared to August 2024, businesses' deposits in domestic currency decreased by 12.7%, and their deposits in foreign currency – by 27.8%.

Infographic 3. **Businesses' new term deposits**

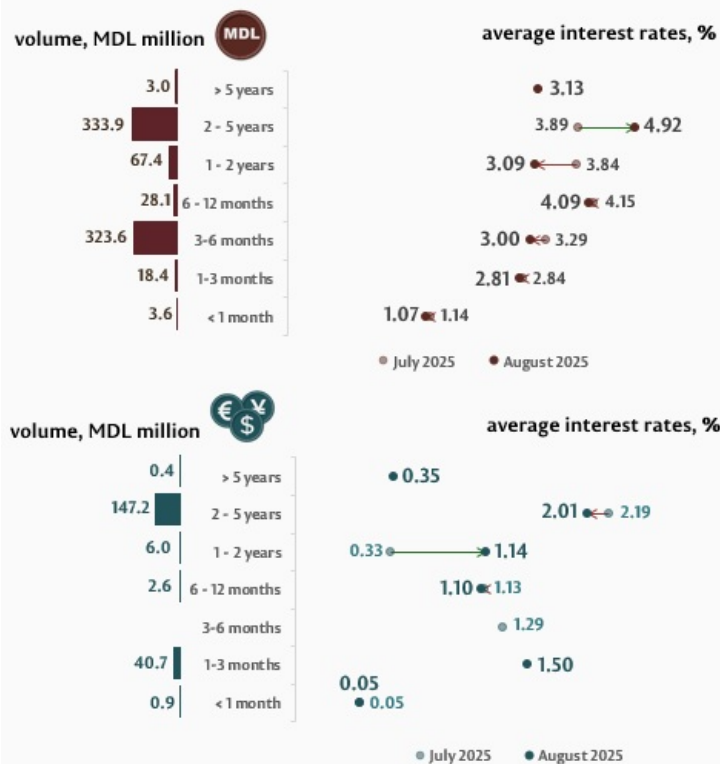
Currency breakdown of deposits

The new term deposits attracted from businesses both in domestic currency and in foreign currency increased.



Maturity breakdown of deposits

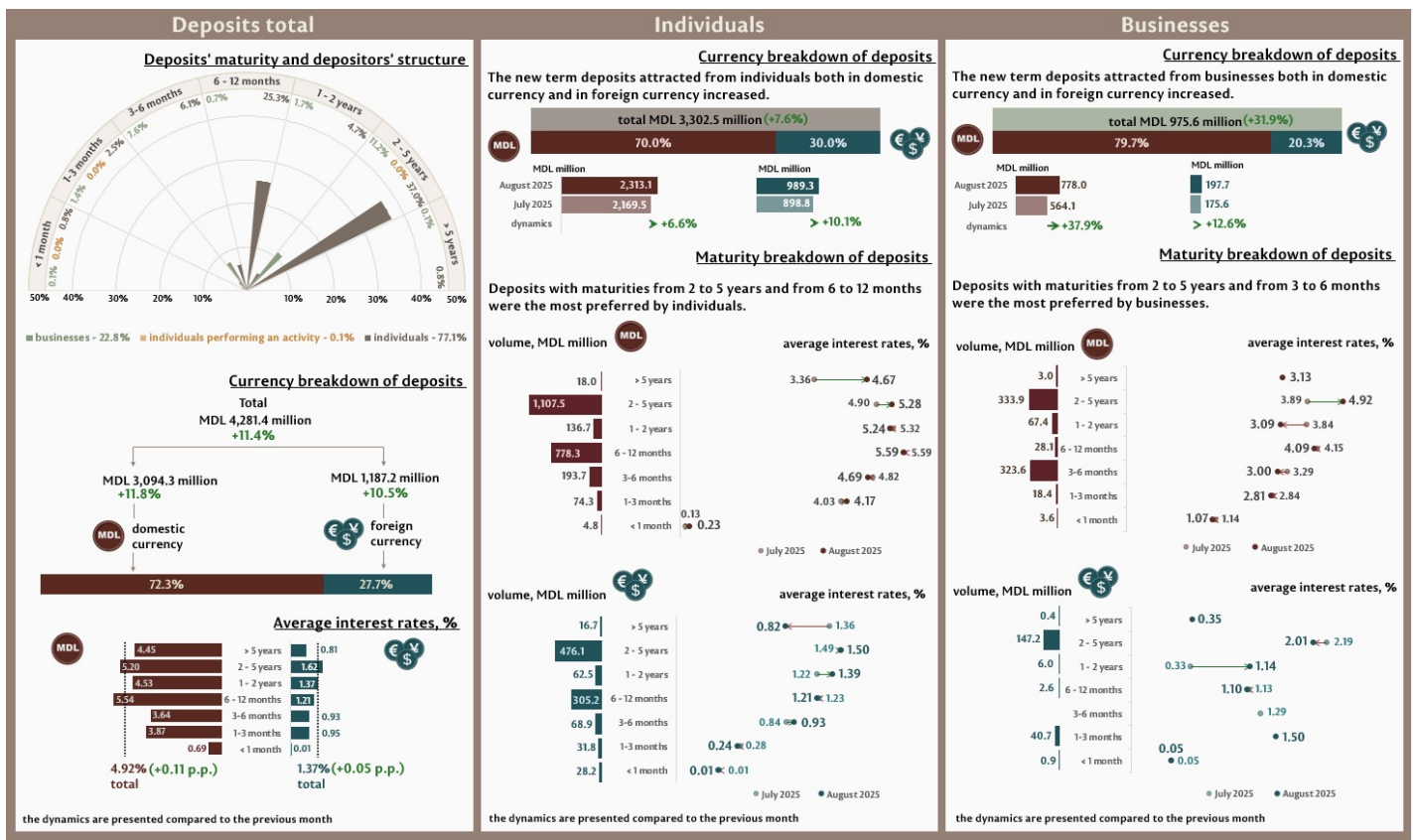
Deposits with maturities from 2 to 5 years and from 3 to 6 months were the most preferred by businesses.



the dynamics are presented compared to the previous month [3]

The average interest rate on deposits attracted in domestic currency from businesses increased by 0.04 p.p. as compared to the previous month, reaching the value of 3.86%, while the average interest rate on their foreign currency deposits decreased by 0.07 p.p. to 1.86%.

Graphic visualization [4]:



[4]

Developments in LOANS market in August 2025 [5]

Statistical data [6]

Instruction on the compilation and submission of reports on interest rates applied by the banks in the Republic of Moldova, approved by the DEB of the NBM No 331 of 01.12.2016 [7]

1. The press release is made based on the data reported according to the Instruction on the compilation and dissemination reports regarding the interest rates applied by the Moldovan banks, approved by the Decision of the Executive Board of the NBM no.331/2016. The definitions used in the press release, especially the definitions of new deposits, businesses, individuals and individuals performing an activity have the meaning from the above-mentioned Instruction.

Note: In the charts the aggregated data may not match the sum of components due to the mathematical rounding.

Vezi și

Tag-uri

[deposits](#) [8]

[average rate](#) [9]

[deposit market](#) [10]

[developments in deposits](#) [11]

Sursa URL:

<http://www.bnm.md/ro/node/69554>

Legături conexe:

[1] http://www.bnm.md/files/Infographic_1_Developments_in_new_granted_deposits_08.png [2] http://www.bnm.md/files/Infographic_2_Individuals_new_term_deposits_08.png [3] http://www.bnm.md/files/Infographic_3_Businesses_new_term_deposits_08.png [4] http://www.bnm.md/files/Graphic_visualization_08.png [5] <http://www.bnm.md/en/content/developments-bank-loan-market-august-2025> [6] <http://www.bnm.md/bdi/pages/reports/dpmc/DPMC9.xhtml> [7] <http://www.bnm.md/ro/content/instructiune-cu-privire-la-modul-de-intocmire-si-prezentare-rapoartelor-privind-ratele> [8] [http://www.bnm.md/ro/search?hashtags\[0\]=deposits](http://www.bnm.md/ro/search?hashtags[0]=deposits) [9] [http://www.bnm.md/ro/search?hashtags\[0\]=average rate](http://www.bnm.md/ro/search?hashtags[0]=average+rate) [10] [http://www.bnm.md/ro/search?hashtags\[0\]=deposit market](http://www.bnm.md/ro/search?hashtags[0]=deposit+market) [11] [http://www.bnm.md/ro/search?hashtags\[0\]=developments in deposits](http://www.bnm.md/ro/search?hashtags[0]=developments+in+deposits)