

20.05.2019

## Evolution of monetary indicators in April 2019

In April 2019, the monetary base<sup>1</sup> increased by MDL 1,363.9 million (3.2%) compared to the previous month and constituted MDL 44,096.8 million, which constitutes 14.0% more than in April 2018.

Money supply M0<sup>2</sup> (currency in circulation) increased by MDL 1,495.8 million or by 7.1% compared to March 2019 and totalled MDL 22,432.0 million, which constitutes 21.4% more than in April 2018 (Chart 1).

Money supply M1<sup>3</sup> increased by MDL 1,987.4 million or by 5.3% compared to March and totalled MDL 39,871.0 million, which constitutes 19.0% more than in the similar period of the previous year.

Money supply M2<sup>4</sup> increased by MDL 2,173.4 million or by 3.8% compared to March and totalled MDL 59,109.8 million, which constitutes 11.2% more than in the same period of the previous year.

Money supply M3<sup>5</sup> increased by MDL 4,514.7 million (5.5%), which constitutes 11.9% more than in April 2018.

Chart 1.

**Broad Money evolution in April 2019 (compared to the previous month)**

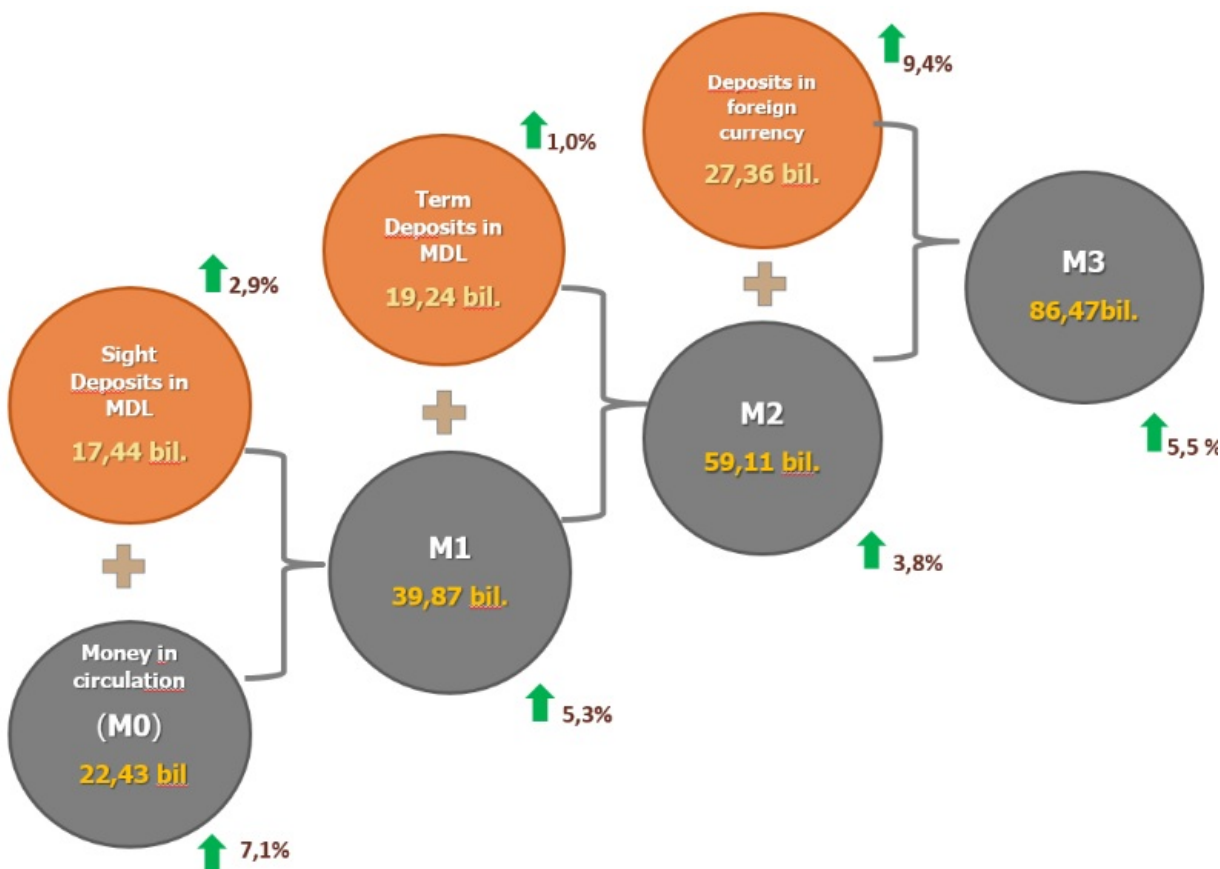
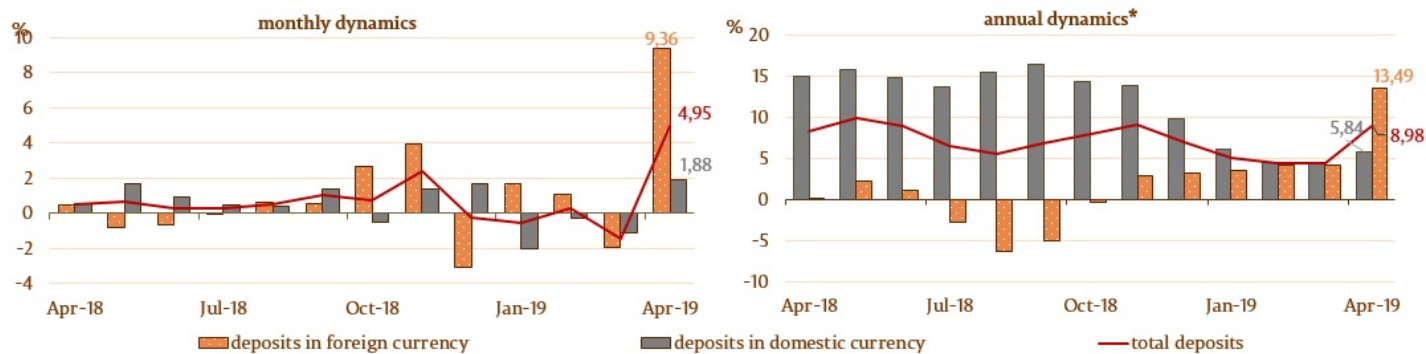


Chart 2.

**Dynamics of deposits<sup>6</sup>, %**



in domestic currency		the modification compared to	in foreign currency	
previous month	same period, 2018		previous month	same period, 2018
+1,88	+5,84	Total	+9,36	+13,49
-0,66	+20,97	Non-banking financial sector	-9,53	-37,08
+10,56	+15,36	Non-financial companies' sector, which majority ownership is public	+2,17	+1,98
+0,92	-4,36	Non-financial companies' sector, which majority ownership is private	+32,26	+40,12
+1,80	+9,36	Other resident sectors	+2,97	+7,78

\* modification as compared to the similar period of the previous year.

The balance of domestic currency deposits increased by MDL 677.6 million and constituted MDL 36,677.8 million, accounting for a share of 57.3% of the total deposit balance, whereas the foreign currency deposit balance (recalculated in MDL) increased by MDL 2,341.3 million and accounted for a total of MDL 27,357.9 million, which constitutes a share of 42.7% (Chart 2).

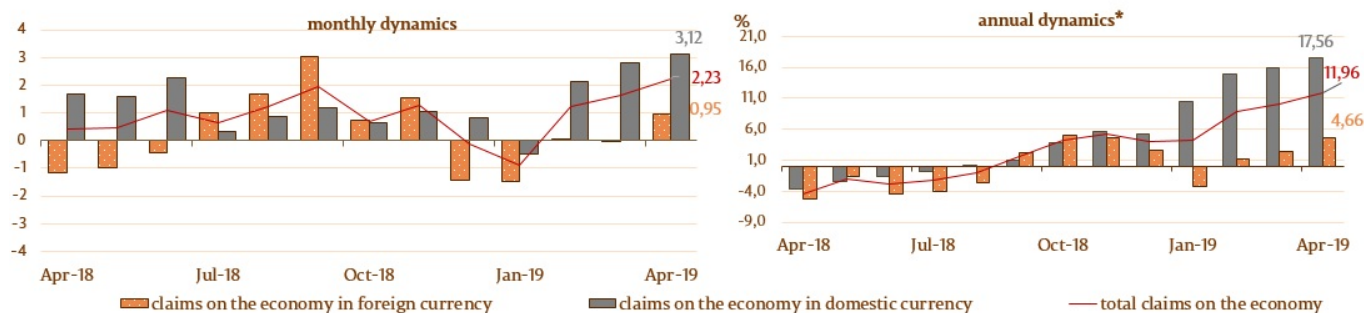
Balance of claims on the economy<sup>7</sup> has increased in the reference month by MDL 901.5 (2.2%) as a result of the rise in the domestic currency claims on economy by MDL 742.8 million (3.1%) and in the foreign currency claims (recalculated in MDL) by MDL 158.7 (1.0%) (Chart 3).

It should be mentioned that the foreign currency claims on economy, expressed in USD, decreased during the reference period by USD 22.3 million (2.3%).

The growth of the balance of claims on economy in domestic currency was determined by the rise in the balance of claims on non-financial commercial companies, which majority ownership is private by MDL 200.7 million (1.8%), balance of claims on the non-banking financial sector and the balance of claims on resident sectors (including individuals) by MDL 24.6 million (4.4%) and by MDL 518.4 million (4.6%), respectively, while the balance of claims on the sector of non-financial commercial companies, which majority ownership is public decreased by MDL 0.9 million (0.1%).

Chart 3.

### Dynamics of claims on economy



in domestic currency		The modification compared to	in foreign currency	
previous month	same period, 2018		previous month	same period, 2018
+3,12	+17,56	Total	+0,95	+4,66
+4,40	-21,54	Non-banking financial sector	+2,68	+28,01
-0,09	+7,83	Non-financial companies' sector, which majority ownership is public	+5,19	-55,16
+1,84	+6,47	Non-financial companies' sector, which majority ownership is private	+0,68	+4,67
+4,59	+35,19	Other resident sectors	+5,56	+26,17
+3,76	+26,72	Consumer loans	+6,87	+16,34
+5,02	+65,03	Real estate loans	+6,76	+40,58

\* modification as compared to the similar period of the precedent year.

The dynamics of the balance of claims on economy in foreign currency (recalculated in MDL ) was determined by the increase of all components, and namely: the balance of claims on the sector of non-financial commercial companies, which majority ownership is public by MDL 9.2 million (5.2%); the balance of claims on the sector of non-financial commercial companies, which majority ownership is private by MDL 102.2 million (0.7%); the balance of claims on the financial non-banking sector and the balance of claims on other resident sectors (including individuals) by MDL 25.0 million (2.7%) and by MDL 22.3 million (5.6%), respectively.

1. Broad monetary base includes money put in circulation by the National Bank of Moldova (except the till cash kept by the National Bank of Moldova), bank reserves in Moldovan currency (held in correspondent accounts at the National Bank of Moldova), compulsory currency reserves, overnight deposits of banks and sight deposits of other organizations placed at the National Bank of Moldova.
2. Money in circulation M0 represents circulating cash issued by the National Bank of Moldova, except for the till cash of banks and of the National Bank of Moldova .
3. Money supply M1 includes money in circulation (M0) and sight deposits of residents in domestic currency.
4. Money supply M2 includes monetary aggregate (M1), term deposits of residents in domestic currency and money market instruments.
5. Money supply M3 includes money supply M2 and foreign currency deposits of residents calculated in domestic currency.
6. The deposits are structured on institutional sectors, under the Guidelines on the completion by licensed banks of the Report on monetary statistics (Official Monitor of the Republic of Moldova no.206-215 of 2 December 2011). Other resident sectors include the sectors of households (individuals, individuals conducting business) and non-profit institutions serving households.
7. According to the IMF methodology, the credits of non-residents, interbank credits and the credits issued by the Government of the Republic of Moldova have been excluded from the total claims on economy (including the interest rate calculated for the credits of banks under liquidation).

Смотрите также

Метки

[M0](#) <sup>[2]</sup>

[M1](#) <sup>[3]</sup>

[M2](#) <sup>[4]</sup>

[M3](#) <sup>[5]</sup>

[money supply](#) <sup>[6]</sup>

[monetary aggregates](#) <sup>[7]</sup>

[monetary indicators](#) <sup>[8]</sup>

---

**Источник УРЛ:**

<http://www.bnm.md/ru/node/59284>

**Ссылки по теме:**

[1] <http://www.bnm.md/bdi/pages/reports/dpmc/DPMC3.xhtml?id=0&lang=en> [2] [http://www.bnm.md/ru/search?hashtags\[0\]=M0](http://www.bnm.md/ru/search?hashtags[0]=M0) [3] [http://www.bnm.md/ru/search?hashtags\[0\]=M1](http://www.bnm.md/ru/search?hashtags[0]=M1) [4] [http://www.bnm.md/ru/search?hashtags\[0\]=M2](http://www.bnm.md/ru/search?hashtags[0]=M2) [5] [http://www.bnm.md/ru/search?hashtags\[0\]=M3](http://www.bnm.md/ru/search?hashtags[0]=M3) [6] [http://www.bnm.md/ru/search?hashtags\[0\]=money supply](http://www.bnm.md/ru/search?hashtags[0]=money supply) [7] [http://www.bnm.md/ru/search?hashtags\[0\]=monetary aggregates](http://www.bnm.md/ru/search?hashtags[0]=monetary aggregates) [8] [http://www.bnm.md/ru/search?hashtags\[0\]=monetary indicators](http://www.bnm.md/ru/search?hashtags[0]=monetary indicators)