

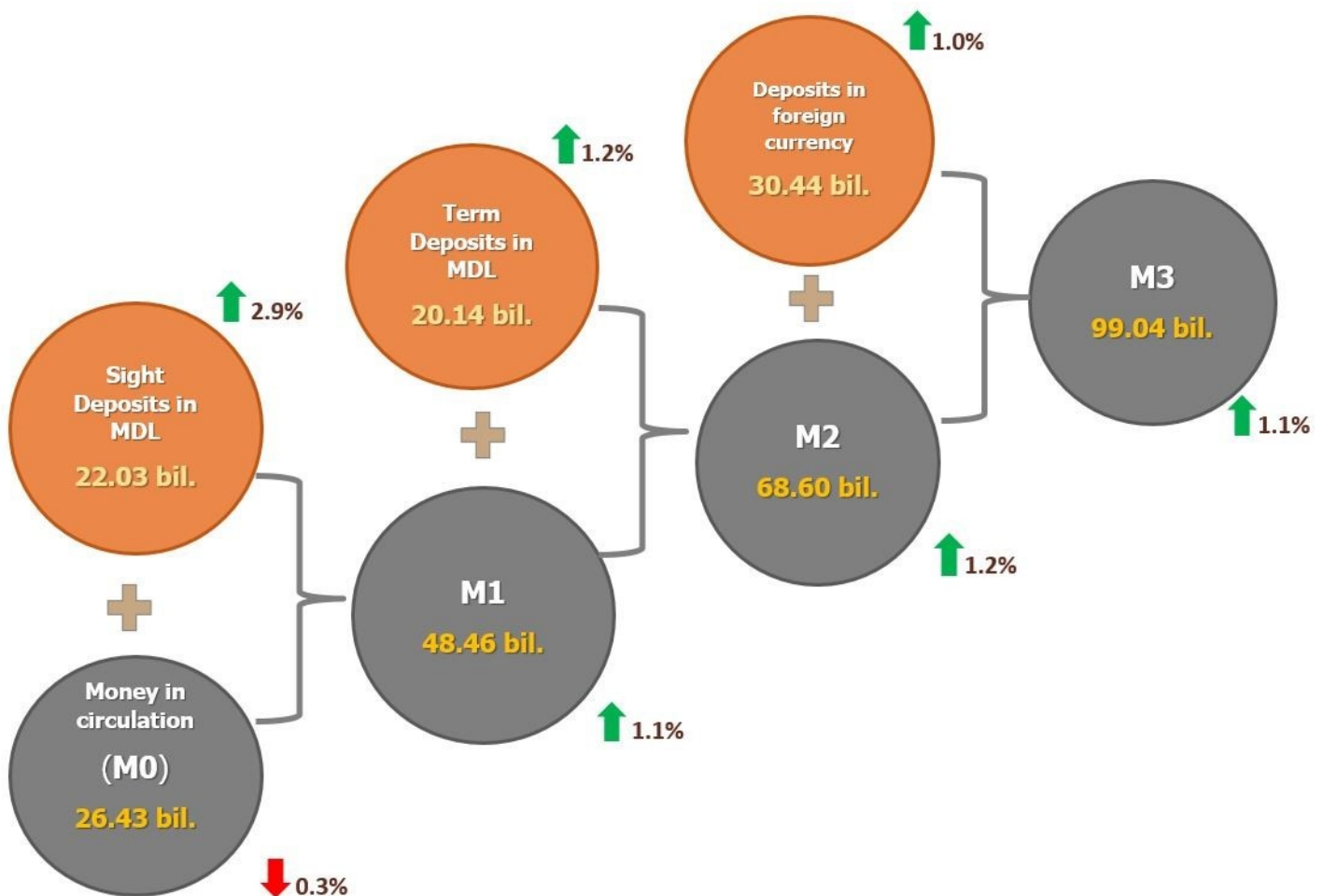
20.10.2020

## Evolution of monetary indicators in September 2020

In September 2020, the **monetary base**<sup>1</sup> increased by MDL 723.7 million (1.5%) compared to the previous month and constituted MDL 49,657.8 million, at the same time increasing by 8.8 % compared to September 2019.

Chart 1.

### Evolution of money supply in September 2020 compared to the previous month



**Money supply M0**<sup>2</sup> (currency in circulation) decreased by MDL 72.3 million or by 0.3% compared to August 2020 and totalled MDL 26,428.9 million, that is by 16.1% more than in September 2019 (Chart 1).

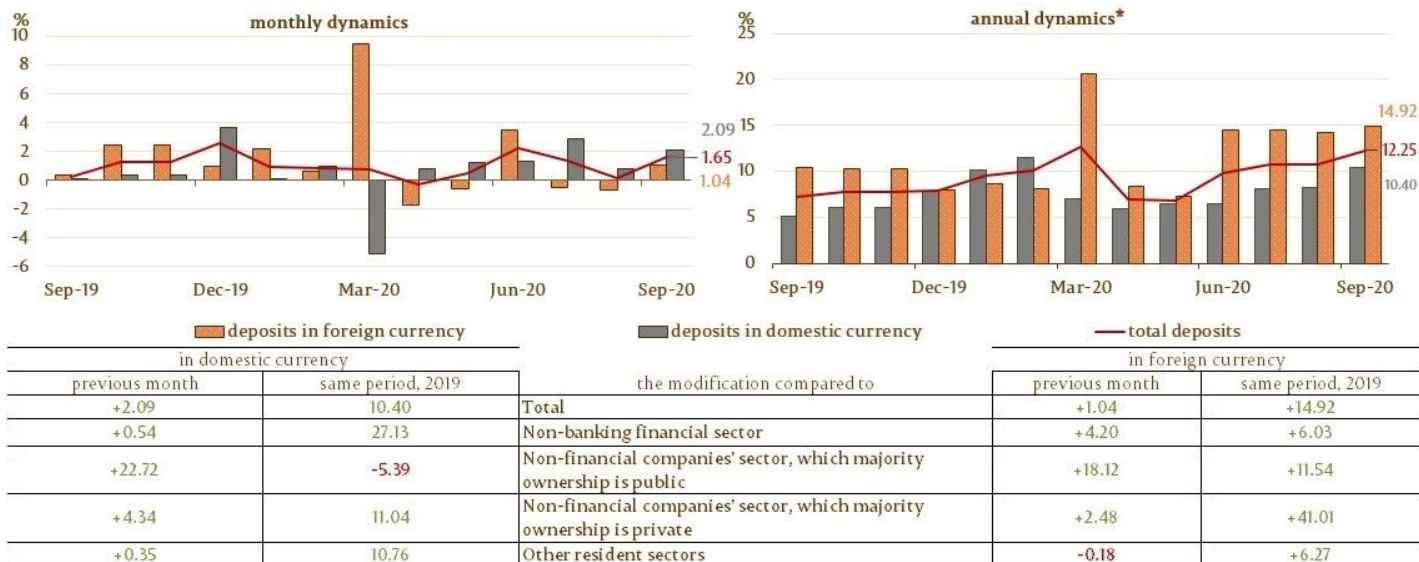
**Money supply M1**<sup>3</sup> increased by MDL 544.2 million or by 1.1% compared to August 2020, being by 16.6% higher to that of the same period of the previous year.

**Money supply M2**<sup>4</sup> increased by MDL 790.1 million or by 1.2% compared to August 2020 and totalled MDL 68,599.2 million, that is by 12.5% more than in September 2019.

**Money supply M3**<sup>5</sup> increased by MDL 1,103.5 million (1.1%), which constitutes 13.2% more than in September 2019.

Chart 2.

## Dynamics of deposits<sup>6</sup>, %



\* modification as compared to the similar period of the previous year.

The balance of domestic currency deposits increased by MDL 862.4 million and totalled MDL 42,170.3 million, representing a share of 58.1% of total deposits and the balance of foreign currency deposits (recalculated in MDL) increased by MDL 313.4 million and accounted for a total of MDL 30,443.4 million, with a share of 41.9% (Chart 2).

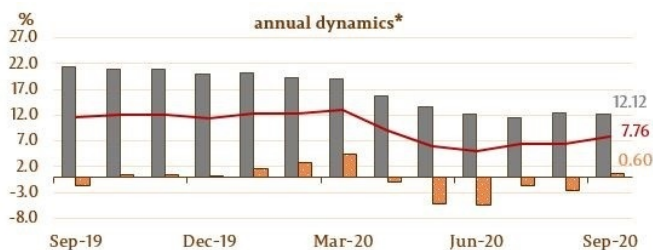
**Balance of claims on the economy<sup>7</sup>** constituted MDL 46,800.5 million and has increased in the reference month by MDL 719.4 million (1.6 %) following the increase of claims on economy in domestic currency by MDL 313.9 million (1.0%) and those in foreign currency (expressed in MDL) increased by MDL 405.4 million (2.5%)(Chart 3).

It should be mentioned, that claims on economy in foreign currency, expressed in USD, increased during the reference period by USD 4.8 million (0.5%).

The increase in the balance of claims on economy in domestic currency was determined by the increase of claims on other resident sectors (including individuals) by MDL 218.7 million (1.4%), of the balance of claims on the sector of non-financial commercial companies, which majority ownership is private, by MDL 191.3 million (1.6%), while the decrease in the balance of claims on the sector of non-financial commercial companies, which majority ownership is public, by MDL 32.6 million (4.0%) and the decrease in the balance of claims on the non-banking financial sector by MDL 63.4 million (11.2%), influenced negatively over it.

Chart 3.

## Dynamics of claims on economy



in domestic currency		The modification compared to	in foreign currency	
previous month	same period, 2019		previous month	same period, 2019
+1.05	+12.12	Total	+2.51	+0.60
-11.15	-24.04	Non-banking financial sector	-0.18	-8.99
-3.98	+2.00	Non-financial companies' sector, which majority ownership is public	-6.62	-45.77
+1.55	+8.75	Non-financial companies' sector, which majority ownership is private	+2.81	+1.42
+1.35	+17.19	Other resident sectors	-0.36	+10.10
+0.93	+10.44	Consumer loans	-13.39	by 3.1 times
+2.40	+30.63	Real estate loans	+2.44	+8.68

\* modification as compared to the similar period of the previous year .

The increase of the balance of claims on the economy in foreign currency (expressed in MDL) was determined by the increase in the balance of claims on the non-financial commercial companies, which majority ownership is private, by MDL 414.8 million (2.8%), while the decrease in the balance of claims on the non-banking financial sector by MDL 1.5 million (0.2%), the balance of claims on other resident sectors (including individuals) by MDL 1.7 million (0.4%) and the balance of claims on the non-financial commercial companies, which majority ownership is public, by MDL 6.2 million (6.6%), influenced negatively over above mentioned indicator.

1. Broad monetary base includes cash money released by the National Bank of Moldova (except for cash in bank's vault), bank's reserves in MDL ( held in correspondent accounts at the National Bank of Moldova), foreign currency obligatory reserves, overnight deposits of banks and sight deposits of other organisations at the National Bank of Moldova.
2. Money in circulation M0 represent cash released by the National Bank of Moldova, except for cash in bank's safes and in the vault of the National Bank of Moldova.
3. Money supply M1 includes money in circulation (M0) and sight deposits of residents in domestic currency.
4. Money supply M2 includes monetary aggregate (M1), term deposits of residents in domestic currency and money market instruments.
5. Money supply M3 includes money supply M2 and deposits of residents in foreign currency expressed in Moldovan lei
6. The deposits are structured on institutional sectors, under the Guidelines on the completion by licensed banks of the Report on monetary statistics (Official Monitor of the Republic of Moldova no.206-215 of 2 December 2011). Other resident sectors include the sectors of households (individuals, individuals conducting business) and non-profit institutions serving households.
7. According to the IMF methodology, the credits of non-residents, interbank credits and the credits issued by the Government of the Republic of Moldova have been excluded from the total claims on economy (including the interest rate calculated for the credits of banks under liquidation).

Смотрите также

Метки

[MO](#) [1]

M1 <sup>[2]</sup>

M2 <sup>[3]</sup>

M3 <sup>[4]</sup>

money supply <sup>[5]</sup>

monetary aggregates <sup>[6]</sup>

monetary indicators <sup>[7]</sup>

---

**Источник URL:**

<http://www.bnm.md/ru/node/61470>

**Ссылки по теме:**

[1] [http://www.bnm.md/ru/search?hashtags\[0\]=M0](http://www.bnm.md/ru/search?hashtags[0]=M0) [2] [http://www.bnm.md/ru/search?hashtags\[0\]=M1](http://www.bnm.md/ru/search?hashtags[0]=M1) [3] [http://www.bnm.md/ru/search?hashtags\[0\]=M2](http://www.bnm.md/ru/search?hashtags[0]=M2) [4] [http://www.bnm.md/ru/search?hashtags\[0\]=M3](http://www.bnm.md/ru/search?hashtags[0]=M3) [5] [http://www.bnm.md/ru/search?hashtags\[0\]=money supply](http://www.bnm.md/ru/search?hashtags[0]=money%20supply) [6] [http://www.bnm.md/ru/search?hashtags\[0\]=monetary aggregates](http://www.bnm.md/ru/search?hashtags[0]=monetary%20aggregates) [7] [http://www.bnm.md/ru/search?hashtags\[0\]=monetary indicators](http://www.bnm.md/ru/search?hashtags[0]=monetary%20indicators)