

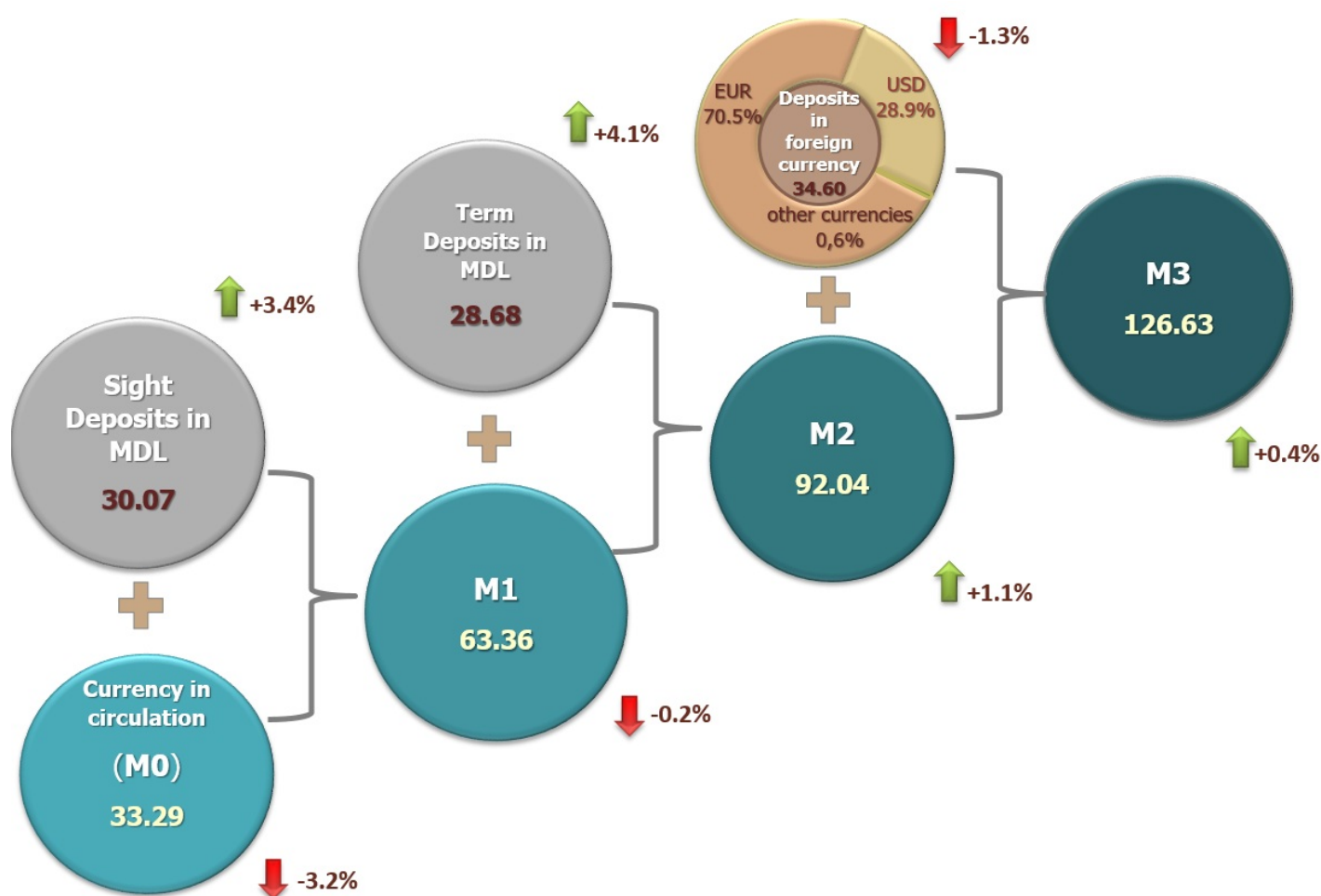
20.02.2023

Evolution of monetary indicators in January 2023

In January 2023, the **monetary base**¹ decreased by MDL 1,497.8 million (2.0%) compared to the previous month and amounted to MDL 73,481.8 million, being 27.9% higher than in the similar period of the previous year.

Money supply M0² (currency in circulation) decreased by MDL 1,114.4 million or by 3.2% compared to December 2022 and amounted to MDL 33,291.5 million, by 8.3% higher than in the similar period of the previous year (Chart 1).

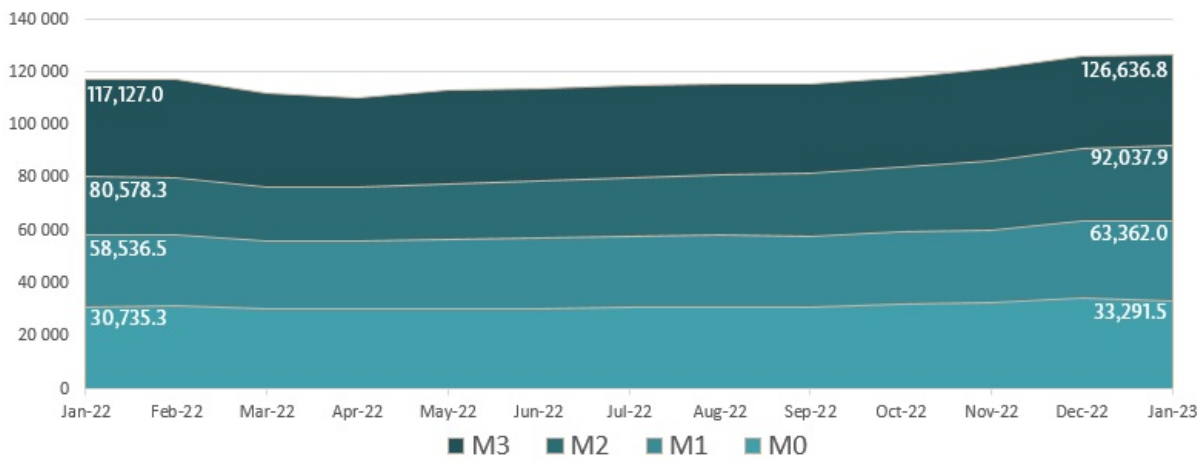
Chart 1. Evolution of money supply in January 2023 compared to the previous month, billion MDL³



Money supply M1⁴ decreased by MDL 137,8 million or by 0.2% compared to December 2022 and accounted for MDL 63,362.0 million, being by 8.2% higher than in the similar period of the previous year.

Money supply M2⁵ increased by MDL 997.9 million or by 1.1% compared to December 2022 and amounted to MDL 92,037.9 million, by 14.2% higher than in the similar period of the previous year (Chart 2).

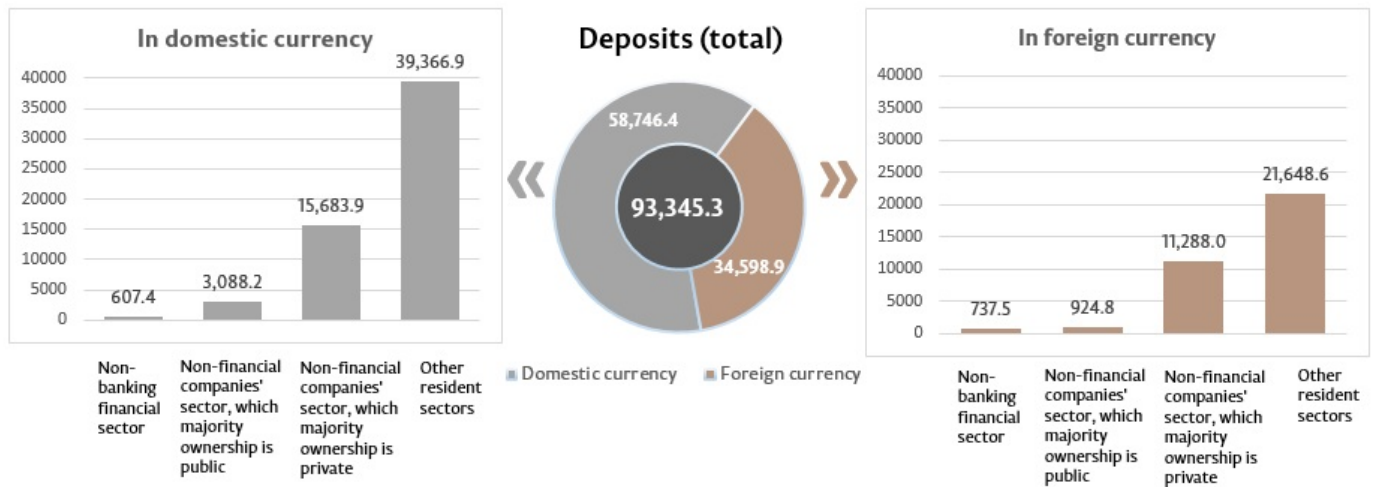
Chart 2. The evolution of monetary indicators, million MDL



Money supply M3⁶ increased by MDL 549.9 million (0.4%) compared to December 2022 and accounted for MDL 126,636.8 million, by 8.1% higher than in the similar period of the previous year.

The balance of deposits in domestic currency increased by MDL 2,112.3 million compared to the previous month and amounted to MDL 58,746.4 million, representing a share of 62.9% of the total balance of deposits. At the same time, the balance of deposits in foreign currency (recalculated in MDL) decreased by MDL 448.0 million to MDL 34,598.9 million, as compared to the previous month, having a share of 37.1% (Chart 3).

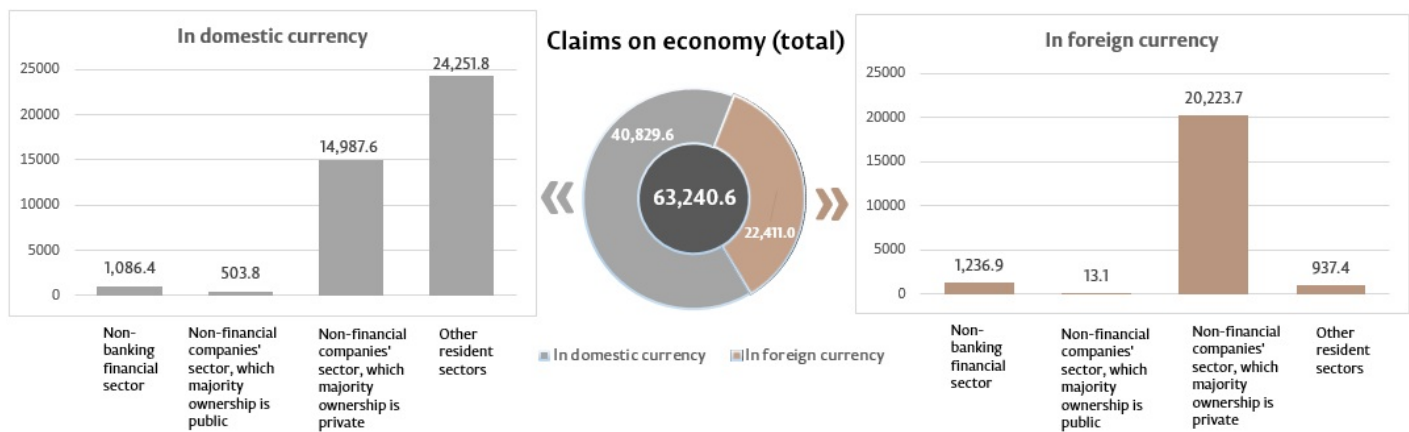
Chart 3. **Volume of deposits in January 2023⁷, million MDL**



Balance of claims on economy⁸ (Chart 4) accounted for MDL 63,240.6 million, decreasing in January 2023 by MDL 1,000.1 million (1.6%), as compared to December 2022, due to the decrease in claims on economy in domestic currency by MDL 827.6 million (2.0%). At the same time, claims on economy in foreign currency (expressed in MDL) decreased by MDL 172.4 million (0.8%).

It should be noted that the balance of claims on economy in foreign currency, expressed in USD⁹, amounted in January to USD 1,194.5 million, increasing by USD 15.7 million (1.3%) compared to December 2022.

Chart 4. **Volume of claims on economy in January 2023¹⁰, million lei**



1. Broad monetary base includes money put into circulation by the National Bank of Moldova (except cash in the vault of the National Bank of Moldova), bank reserves in lei (held in corresponding accounts at the National Bank of Moldova), required foreign currency reserves, "overnight" deposits of banks and sight deposits of other organizations at the National Bank of Moldova.
2. Currency in circulation M0 represents circulating cash issued by the National Bank of Moldova, except for cash in banks and NBM vault.
3. Aggregate data may not correspond exactly to the sum of the components due to mathematical rounding.
4. Money supply M1 includes currency in circulation (M0) and residents' domestic currency sight deposits.
5. Money supply M2 includes money aggregate (M1), term deposits in Moldovan lei of residents and money market instruments.
6. Money supply M3 includes M2 money supply and residents' foreign currency deposits denominated in Moldovan lei.
7. Deposits are structured by institutional sectors under the Instruction on completion by licensed banks of the Report on monetary statistics (Official Monitor of the Republic of Moldova No 206-215 of 2 January 2011). Other resident sectors include sectors of the households (individuals, individuals performing an activity) and non-profit institutions serving households.
8. According to the IMF methodology, loans to non-residents, interbank loans, and loans to the Government of the Republic of Moldova are excluded from the total claims on the economy (including data from banks under liquidation).
9. Recalculated using the official exchange rate of NBM at the end of the period.
10. Claims on domestic economy represent claims of the banking system of the Republic of Moldova (including banks in the process of liquidation), in domestic and in foreign currencies, on non-financial commercial companies, which majority ownership is public or private, on other resident sectors. This indicator includes loans and borrowings (including overdue debt), overdue interest on loans; debt securities and shares; other claims.

Смотрите также

Метки

[M0](#) ^[1]

[M1](#) ^[2]

[M2](#) ^[3]

[M3](#) ^[4]

[money supply](#) ^[5]

[monetary aggregates](#) ^[6]

[monetary indicators](#) ^[7]

Источник URL:

<http://www.bnm.md/ru/node/65049>

Ссылки по теме:

[1] [http://www.bnm.md/ru/search?hashtags\[0\]=M0](http://www.bnm.md/ru/search?hashtags[0]=M0) [2] [http://www.bnm.md/ru/search?hashtags\[0\]=M1](http://www.bnm.md/ru/search?hashtags[0]=M1) [3] [http://www.bnm.md/ru/search?hashtags\[0\]=M2](http://www.bnm.md/ru/search?hashtags[0]=M2) [4] [http://www.bnm.md/ru/search?hashtags\[0\]=M3](http://www.bnm.md/ru/search?hashtags[0]=M3) [5] [http://www.bnm.md/ru/search?hashtags\[0\]=money supply](http://www.bnm.md/ru/search?hashtags[0]=money supply) [6] [http://www.bnm.md/ru/search?hashtags\[0\]=monetary aggregates](http://www.bnm.md/ru/search?hashtags[0]=monetary aggregates) [7] [http://www.bnm.md/ru/search?hashtags\[0\]=monetary indicators](http://www.bnm.md/ru/search?hashtags[0]=monetary indicators)