

18.08.2023

## Analysis of the volume of cash operations in domestic currency for January – July 2023

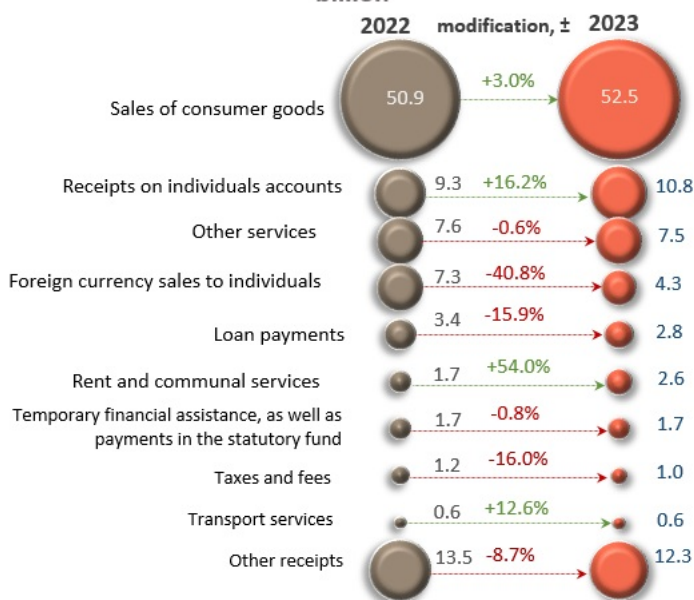
In January - July 2023, the volume of cumulative cash receipts in licensed banks decreased by MDL 1,281.9 million compared to the volume of cumulative cash releases in the banking system<sup>1</sup>.

The volume of cumulative cash receipts in licensed banks in January – July 2023, decreased by MDL 927.4 million (-1.0%) compared to the same period of the last year and amounted to MDL 96,135.3 million. In cumulative receipts, a significant decrease was recorded in receipts from the sale of foreign currency to individuals by MDL 2,972.4 million (-40.8%), amounting to MDL 4,305.4 million, which is the equivalent of USD<sup>2</sup> 234.8 million (Chart 1). Also, other receipts decreased by MDL 1,167.4 million (-8.7%), as well as the receipts for the payment of loans by MDL 532.2 million (-15.9%).

At the same time, there was a substantial increase in cumulative receipts on current and deposit accounts of individuals by MDL 1,510.4 million (+16.2%), amounting to MDL 10,821.2 million. The receipts from the sale of consumer goods (regardless of the sales channel) also had a significant impact, increasing by MDL 1,504.4 million (+3.0%), amounting to MDL 52,450.8 million.

Chart 1. Main sources of cash receipts in licensed banks vaults and their monthly dynamics

Main sources of cash receipts, January – July 2023, MDL billion



Monthly dynamics of cash receipts, MDL billion

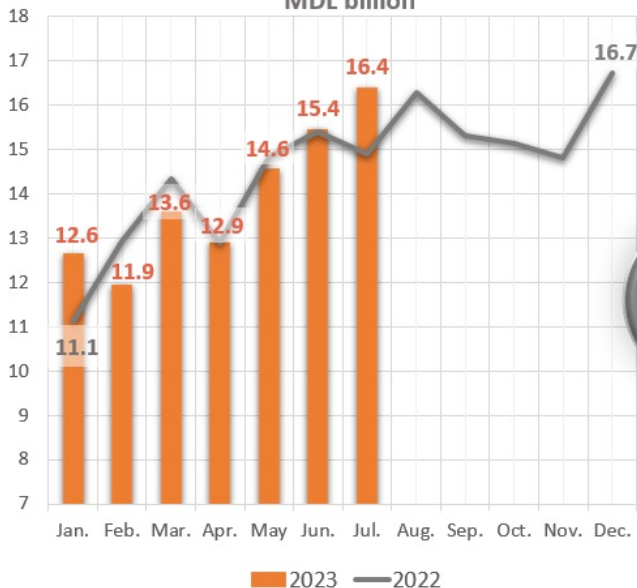


[1]

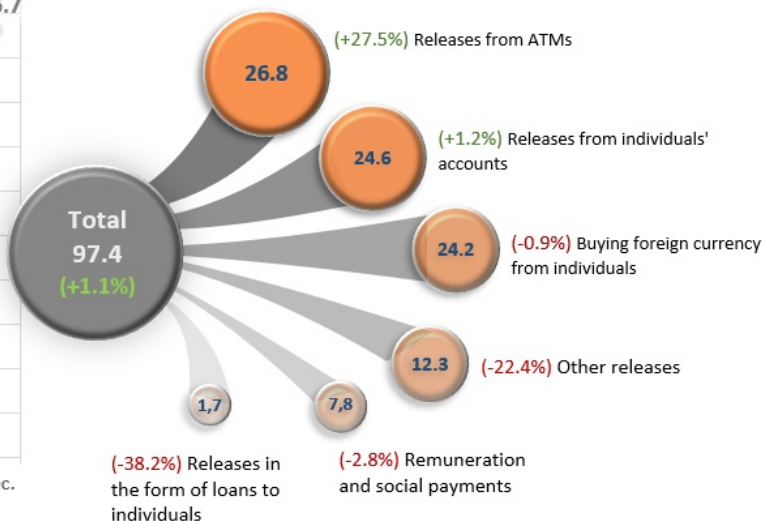
The volume of cash releases from licensed banks vaults in January – July 2023 increased by MDL 1,042.5 million (+1.1%) compared to the same period of the previous year and amounted to MDL 97,417.2 million (Chart 2).

Chart 2. Main purposes of cash releases from licensed banks vaults and their monthly dynamics<sup>3</sup>

Monthly dynamics of cash releases,  
MDL billion



Purposes of releases, January – July 2023, MDL billion



[2]

This evolution was determined, on the one hand, by the decrease in releases for other purposes by MDL 3,553.6 million (-22.4%), and cash releases in the form of loans to individuals by MDL 1,026.8 million (-38.2%), and on the other hand by the increase in withdrawals from ATMs by MDL 5,781.0 million (+27.5%).

In January - July 2023 cash releases for the purchase of currency from individuals decreased by MDL 221.9 million (-0.9%) up to the level of MDL 24,212.5 million (equivalent to USD<sup>4</sup> 1,320.3 million).

Volume of cash operations on the banking system of the Republic of Moldova, January - July 2023

[3]

[Instruction on the compilation by banks of the Report on the volume of cash operations](#) [4]

1. The volume of receipts and releases includes transactions with commemorative coins.
2. Recalculated using the average official exchange rate calculated for the respective period.
3. Aggregate data may not correspond exactly to the sum of the components due to mathematical rounding.
4. Recalculated using the average official exchange rate calculated for the respective period..

Смотрите также

Метки

[the volume of cash operations](#) [5]

[the evolution of the volume of cash operations](#) [6]

[cash operations](#) [7]

[the volume of releases](#) [8]

[the volume of receipts](#) [9]

cash receipts <sup>[10]</sup>

the volume of cash releases <sup>[11]</sup>

---

**Источник УРЛ:**

<http://www.bnm.md/ru/node/68150>

**Ссылки по теме:**

[1] [http://www.bnm.md/files/1\\_816.png](http://www.bnm.md/files/1_816.png) [2] [http://www.bnm.md/files/2\\_789.png](http://www.bnm.md/files/2_789.png) [3]

[http://www.bnm.md/files/anexa\\_eng\\_07\\_3.xls](http://www.bnm.md/files/anexa_eng_07_3.xls) [4] <http://www.bnm.md/ro/content/instructiunea-cu-privire-la-modul-de-intocmire-de-catre-banci-raportului-privind-volumul> [5] [http://www.bnm.md/ru/search?hashtags\[0\]=the volume of cash operations](http://www.bnm.md/ru/search?hashtags[0]=the volume of cash operations) [6] [http://www.bnm.md/ru/search?hashtags\[0\]=the evolution of the volume of cash operations](http://www.bnm.md/ru/search?hashtags[0]=the evolution of the volume of cash operations) [7] [http://www.bnm.md/ru/search?hashtags\[0\]=cash operations](http://www.bnm.md/ru/search?hashtags[0]=cash operations) [8] [http://www.bnm.md/ru/search?hashtags\[0\]=the volume of releases](http://www.bnm.md/ru/search?hashtags[0]=the volume of releases) [9] [http://www.bnm.md/ru/search?hashtags\[0\]=the volume of receipts](http://www.bnm.md/ru/search?hashtags[0]=the volume of receipts) [10] [http://www.bnm.md/ru/search?hashtags\[0\]=cash receipts](http://www.bnm.md/ru/search?hashtags[0]=cash receipts) [11] [http://www.bnm.md/ru/search?hashtags\[0\]=the volume of cash releases](http://www.bnm.md/ru/search?hashtags[0]=the volume of cash releases)